



Tasmania

**Local
Government
Election Report
2000**

Contents

Introduction	3
Statewide election statistics	
Return of postal votes	11
Council response rate in order of enrolment	13
Validation of declaration envelopes	14
Break up of declaration rejected	15
Informal ballot paper survey	16
Ballot papers admitted and formality	18
Break up of postal votes	20
Council election outcomes	
Councillors, Mayors & Deputy Mayors as at 31 May 2001.....	21
Casual Vacancies	29
Elector Polls since the 1999 elections.....	32
Attachments	
Examples of the items comprising a postal ballot pack.....	33
Examples of print advertising.....	39

Introduction

This report provides a summary and analysis of the 2000 Tasmanian local government elections conducted in accordance with the *Local Government Act 1993*.

The structure of reports on the 2000 local government elections has been changed from previous years. The main report will retain general information on the elections, statewide statistics, a summary of all mayors, deputy mayors councillors and examples of election material, but will not include detailed election results for each council.

A separate 2000 election report booklet has been produced for each council. Each booklet includes a report for the particular council, including a graph displaying the number of first preference votes received by each candidate, the distribution of preferences in tabulated form and a list of all candidates contesting the 2000 elections, and by-elections held since October 1999.

Background

Tasmania's biennial local government elections were held in October 2000.

Elections were held in all 29 councils. Half the councillor positions were elected, together with by-elections for 9 casual vacancies.

Following amendments to the *Local Government Act 1993* in July 2000, concurrent elections for the positions of mayor and deputy mayor were held in all councils for the first time. Previously most councils elected a mayor and deputy mayor at meetings following councillor elections.

A total of 314 candidates nominated for a total of 153 councillor positions, 63 candidates nominated for 29 mayoral positions and 77 candidates nominated for 29 deputy mayoral positions.

As there was only one candidate for each of the vacancies for Mayors of the Brighton, Central Coast, Central Highlands, Derwent Valley, Devonport City, Dorset and Northern Midlands Councils, and for Deputy Mayors of the Break O'Day, Central Highlands, Kentish, Meander Valley and West Coast Councils, polls were not required for these elections.

The next biennial elections are scheduled for October 2002.

The Tasmanian Electoral Office (TEO) produced a candidate information booklet for the 2000 elections which provided practical information on such matters as nomination, advertising, voting and scrutineers, and incorporated recent changes to the *Local Government Act 1993*.

An information booklet for printers, publishers and broadcasters was also available, providing practical information for the media and those who produce election campaign material.

Copies of both booklets are available from the TEO or the TEO website at www.electoral.tas.gov.au.

Conduct of elections

These were the fourth biennial elections held under the *Local Government Act 1993*, previous elections having been held in 1994, 1996 and 1999.

The Act provides that the Chief Electoral Officer (CEO) is responsible for the supervision of elections, and is to undertake some specific tasks such as the production of ballot papers, forms and both statutory and public awareness advertising. It also requires that the CEO approve some forms and procedures and appoint returning officers.

This year, in addition, the TEO was requested to take full responsibility for the conduct of 27 of the 29 elections, with Australian Electoral Commission (AEC) divisional returning officers being appointed as returning officers under a contractual arrangement. In the other 2 councils, returning officers were appointed following recommendations from the councils.

Postal voting

The *Local Government Act 1993* introduced universal postal voting as an option for council elections. An Act of Parliament, the *Local Government (Special Elections) Act 1993*, was also passed at that time requiring all 18 council elections due in 1994 to be conducted by post. The special Act was amended in 1995 to again require all elections to be conducted by post in 1996.

Following the success of these postal voting trials, the *Local Government Act 1993* was amended in December 1998 to require all future elections to be conducted by postal ballot.

The 3-envelope system was again used in 2000 to ensure the secrecy and security of the ballot. This system involves an outer window face envelope, a reply paid envelope and a ballot paper security envelope with an extended perforated flap for voter details and signature. This information is required to verify that only eligible electors vote.

In addition to the above envelopes, the postal ballot pack included the ballot paper(s), and an information brochure containing voting instructions and candidate statements.

Sample ballot material is reproduced in the attachments to this report.

Changes since March 1999

In July 2000, the *Local Government Amendment Act 2000* was enacted. Changes introduced include—

- Election of mayors and deputy mayors for all 29 councils by all electors.
- Candidate names not rotated on ballot papers for mayoral and deputy mayoral elections.
- Candidates for deputy mayors required to have at least 12 months experience as a councillor.
- A vacancy in the office of mayor is to be filled by a by-election.

Enrolment

People who were on the House of Assembly electoral roll were automatically enrolled on the local government roll.

Others who owned or occupied land in a municipal area but who were not eligible to be on the House of Assembly roll for that area were entitled to apply to enrol on the general manager's roll.

Corporate bodies who owned or occupied land in the municipal area were also entitled to nominate a representative to the general manager's roll.

A total of 334 592 electors were enrolled in the 29 councils at the close of rolls at 6pm on 21 September. These comprised 324 219 (96.90%) from the state House of Assembly roll and 10 373 (3.10%) from the general manager's rolls.

In the period 17-20 October 2000, 334 592 electors across the state received postal ballot packs for the 29 councils having contested elections.

Enrolment statistics for each council are shown in this report.

Election timetable - 2000

Notice of election published	Saturday 16 September
Electoral rolls closed	6 pm Thursday 21 September
Nomination period	25 September – 4 October
Nominations closed	12 noon Wednesday 4 October
Nominations announced	12 noon Thursday 5 October
Ballot material received by electors	17-20 October
Polling period	17-31 October
Close of poll	10 am Tuesday 31 October
Results finalised	31 October – 3 November

Public awareness & statutory advertising

The Local Government Act 1993 provides that the CEO may promote public awareness and understanding of elections, and encourage enrolment and voting. A statewide advertising campaign was conducted by television, radio and newspapers to create awareness of the elections and encourage participation in the postal voting system.

Regular press releases gave progressive updates on the number of ballot papers returned for all councils. Electoral officers were available for interviews.

Under the Act, the CEO is also required to place prominent statutory advertisements in newspapers to advertise election dates, call nominations, list candidates, notify ballots where required, and to advertise the results of ballots conducted.

As at previous elections, the TEO provided a freecall telephone enquiry service. In addition, information was available on the TEO website at www.electoral.tas.gov.au. The availability of the freecall service and the website were promoted extensively in our advertising campaign, and appeared on information brochures sent to each elector with ballot papers.

Electoral system

Voting in Tasmanian local government elections is not compulsory.

All elections for councillor positions are to be conducted using a system based on the Hare-Clark method of proportional representation used in Tasmanian House of Assembly elections.

Under the Hare-Clark electoral system, ballot papers are distributed at either full or fractional transfer values. Due to the relatively small number of electors in some local government elections all votes are calculated to 2 decimal places to reduce the loss of votes by fraction. The introduction of amalgamated transfer values in 1998 has made this issue less significant.

For councillor elections, the Robson rotation system is used to rotate the order in which candidate names appear on ballot papers. For mayoral and deputy mayoral elections, the order of candidate names is determined by lot.

Mayors and deputy mayors of all councils are now elected by all electors, as opposed to being elected by councillors. Mayoral and Deputy Mayoral elections are conducted by postal vote in conjunction with councillor elections and use a preferential electoral system similar to that used for Legislative Council and Federal House of Representatives elections.

Most scrutines were conducted utilising the 'HC Auto' computerised scrutiny sheet to improve the efficiency and accuracy of the count. This system was developed in Tasmania and used successfully at the 1996 Local Government elections, the last two Tasmanian House of Assembly elections and at ACT elections.

Tally-room & election results

A state tally-room was set up at the Wrest Point Boardwalk Gallery in Hobart and operated from 6 pm until about midnight on Tuesday 31 October. Provisional first preference results for all positions and the distribution of preferences for mayoral positions were progressively displayed on tally boards.

The media, candidates and the general public were all invited to attend this event. It provided an opportunity for candidates to give media interviews, and a venue for the local government community to discuss results as they became available.

Results were posted on the TEO website (see below). Results were also available from the TEO, returning officers or council offices from Wednesday 1 November.

The majority of the election scrutines were completed on Wednesday 1 November, with the more complex scrutines being completed on Thursday 2 November. The actual time required for each scrutiny varied considerably and was largely dependent on the numbers of positions vacant and candidates.

TEO website—www.electoral.tas.gov.au

The TEO website includes information on current and past local government elections.

Progressive results were posted on the web as they became available from 6.00pm on 31 October.

Cost of elections

For those councils where the TEO fully conducted the election, the cost, with a few exceptions, again ranged from \$2.40 to \$3.00 per enrolled elector.

Significant savings were achieved in the preparation and printing of ballot papers and the insertion and posting of ballot packs, with newly introduced Australia Post barcodes being used.

These savings partly offset the increased cost to councils having concurrent mayoral elections for the first time and resulted in a reduction in cost to most other councils.

In fact, for those councils having mayor and deputy mayor elected by the electors in 1999, and again in 2000, the average cost dropped by 19 cents per elector from \$2.93 to \$2.74.

The average cost for councils requiring mayor and deputy mayor to be elected by the electors in 2000 for the first time increased by 27 cents per elector from \$2.47 to \$2.74 (within 1 cent of the councils mentioned in the previous paragraph).

Response rate

The statewide response rate in 2000 was 57.78%. This compares with 55.00% in 1994, 59.48% in 1996 and 55.66% in 1999.

A number of factors influence the response rate. These include the number of positions vacant, the number of candidates contesting the elections and local issues at the time.

Casual vacancies

A casual councillor vacancy is filled (where possible) by recount unless the vacancy occurs within 6 months of a forthcoming election. A candidate elected at a recount serves until the next council election.

If a recount is not possible, a by-election is held—with the candidate elected to serve for the remainder of the term of office of the original councillor.

If a vacancy occurs within 6 months of a forthcoming council election, the vacancy is filled by a by-election held in conjunction with the council election.

26 casual vacancies occurred between the 1999 and 2000 elections. 14 of these were filled by recount, 3 at single by-elections and 9 at by-elections held in conjunction with the October 2000 elections.

Following the October 2000 elections, 3 casual vacancies have been filled by recount.

A summary of recounts and by-elections appears on page 29 of this report.

Elector polls

A council may hold an elector poll on any issue it determines. It may also be required to hold an elector poll following a process requiring petitions signed by at least 5 % or 1000 of the electors in the municipal area, whichever is the lesser (as set out in Part 6 of the *Local Government Act 1993*).

A council is not bound by the result of an elector poll.

In October 2000, an elector polls was conducted in the Glamorgan-Spring Bay area in relation to the proposed change of name of the council area. The results of this poll are on page 32.

Structure of this report

Statewide Election Statistics—this section provides statistics for all councils at the various stages of the postal voting system, including an informal ballot paper survey.

Councillors, Mayors & Deputy Mayors as at 31 May 2001—this section lists the names of the mayors, deputy mayors and councillors of all councils and their term of office.

Casual Vacancies—this section includes a summary of all recounts and by-elections since the March 1999 elections.

Elector Polls since the 1999 elections—this section includes results of the one elector poll conducted with the 2000 elections.

Examples of items comprising a postal ballot pack—this section include examples of ballot and advertising material used.

Examples of print advertising—this section includes examples of newspaper advertising in 2000.

Statistical information in electronic form

The statistical information contained in this report can also be provided in electronic form via our website or on disc from the TEO.

Acknowledgment

I would like to thank the following people and organisations—

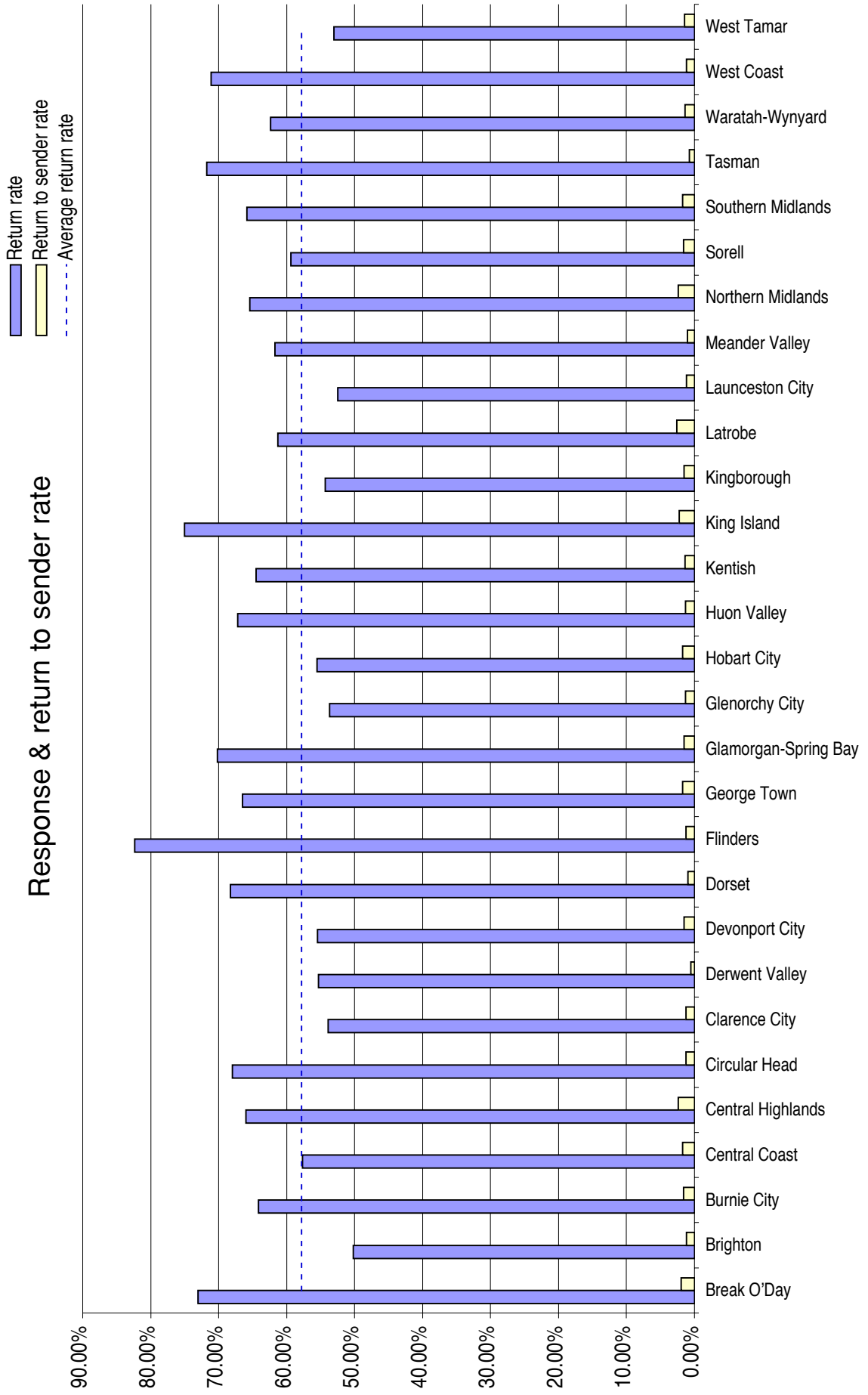
- The general managers and staff of the 29 councils for their cooperation.
- Australia Post for their assistance and ready cooperation in the secure and timely delivery and return of ballot material.
- The Printing Authority of Tasmania for providing ballot material so promptly and professionally.
- The media in Tasmania for their interest in and promotion of the democratic process in general and these local government elections in particular.
- The Australian Electoral Commission for providing returning officers and scrutiny staff.
- The Tasmanian Electoral Office team for their professionalism, hard work and support.

David Farrell

CHIEF ELECTORAL OFFICER

May 2001

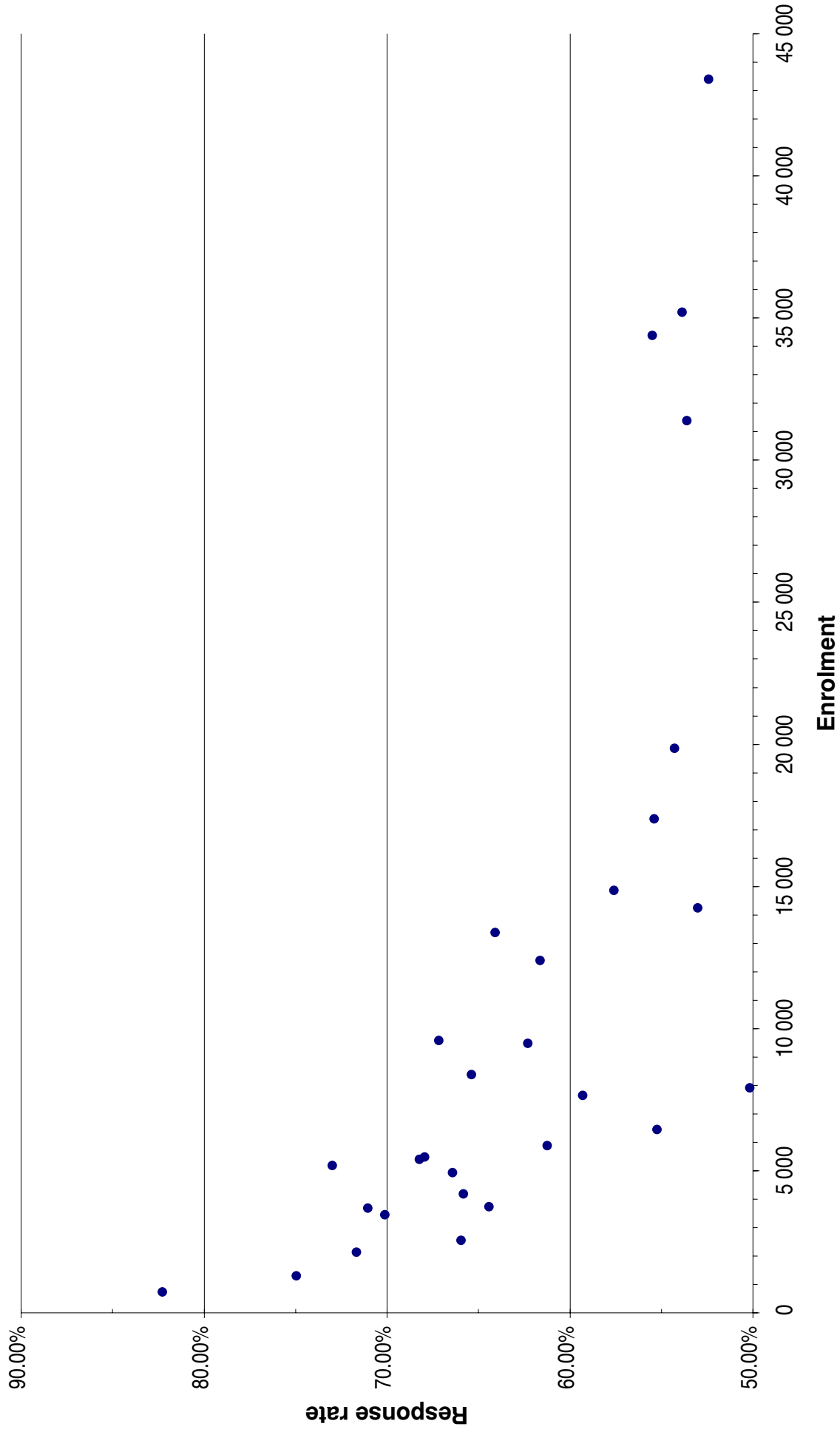
Statewide Election Statistics



STAGE 1: Return of postal votes

	Electors enrolled	Declarations returned	Response rate	Returned to sender	Returned to sender rate	Late returns	Late return rate
Break O'Day	5 179	3 781	73.00%	100	1.93%	30	0.58%
Brighton	7 920	3 974	50.17%	91	1.15%	14	0.18%
Burnie City	13 377	8 576	64.11%	208	1.55%	40	0.30%
Central Coast	14 866	8 562	57.59%	257	1.73%	68	0.46%
Central Highlands	2 548	1 681	65.97%	60	2.35%	18	0.71%
Circular Head	5 482	3 725	67.95%	67	1.22%	36	0.66%
Clarence City	35 196	18 962	53.87%	423	1.20%	28	0.08%
Derwent Valley	6 447	3 562	55.26%	33	0.51%	7	0.11%
Devonport City	17 371	9 627	55.42%	257	1.48%	76	0.44%
Dorset	5 405	3 688	68.23%	52	0.96%	26	0.48%
Flinders	740	609	82.29%	9	1.22%	2	0.27%
George Town	4 934	3 277	66.41%	84	1.70%	29	0.59%
Glamorgan-Spring Bay	3 451	2 420	70.12%	52	1.51%	0	0.00%
Glenorchy City	31 390	16 830	53.61%	412	1.31%	35	0.11%
Hobart City	34 392	19 090	55.50%	594	1.73%	50	0.15%
Huon Valley	9 574	6 433	67.19%	124	1.30%	27	0.28%
Kentish	3 724	2 400	64.44%	49	1.32%	23	0.62%
King Island	1 306	979	74.96%	29	2.22%	11	0.84%
Kingborough	19 858	10 784	54.30%	292	1.47%	35	0.18%
Latrobe	5 882	3 603	61.25%	149	2.53%	40	0.68%
Launceston City	43 394	22 747	52.42%	508	1.17%	229	0.53%
Meander Valley	12 400	7 645	61.65%	124	1.00%	78	0.63%
Northern Midlands	8 374	5 474	65.39%	197	2.35%	51	0.61%
Sorell	7 651	4 550	59.32%	117	1.53%	4	0.05%
Southern Midlands	4 183	2 754	65.83%	72	1.72%	10	0.24%
Tasman	2 133	1 528	71.68%	15	0.70%	5	0.23%
Waratah-Wynyard	9 484	5 911	62.32%	125	1.32%	64	0.67%
West Coast	3 688	2 621	71.06%	43	1.17%	28	0.76%
West Tamar	14 243	7 553	53.03%	200	1.40%	71	0.50%
State Total	334 592	193 337	57.78%	4726	1.41%	1 135	0.34%
Average			62.91%		1.47%		0.14%

Response rate compared with enrolment



Council response rate in order of enrolment

	Electors enrolled	House of Assembly electors	General Manager's Roll	Declarations returned	Response rate
Flinders	740	654	86	609	82.29%
King Island	1 306	1 244	62	979	74.96%
Tasman	2 133	1 556	577	1 529	71.68%
Central Highlands	2 548	1 707	841	1 681	65.97%
Glamorgan-Spring Bay	3 451	3 074	377	2 420	70.12%
West Coast	3 688	3 621	67	2 621	71.06%
Kentish	3 724	3 689	35	2 400	64.44%
Southern Midlands	4 183	3 926	257	2 754	65.83%
George Town	4 934	4 454	480	3 277	66.41%
Break O'Day	5 179	4 137	1 042	3 781	73.00%
Dorset	5 405	5 090	315	3 688	68.23%
Circular Head	5 482	5 394	88	3 725	67.95%
Latrobe	5 882	5 813	69	3 603	61.25%
Derwent Valley	6 447	6 336	111	3 562	55.26%
Sorell	7 651	7 351	300	4 539	59.32%
Brighton	7 920	7 850	70	3 974	50.17%
Northern Midlands	8 374	8 225	149	5 476	65.39%
Waratah-Wynyard	9 484	9 257	227	5 911	62.32%
Huon Valley	9 574	8 911	663	6 433	67.19%
Meander Valley	12 400	12 243	157	7 645	61.65%
Burnie City	13 377	13 153	224	8 576	64.11%
West Tamar	14 243	13 979	264	7 553	53.03%
Central Coast	14 866	14 740	126	8 562	57.59%
Devonport City	17 371	17 106	265	9 627	55.42%
Kingborough	19 858	19 524	334	10 784	54.30%
Glenorchy City	31 390	30 828	562	16 830	53.61%
Hobart City	34 392	32 672	1 720	19 090	55.50%
Clarence City	35 196	34 757	439	18 962	53.87%
Launceston City	43 394	42 928	466	22 747	52.42%
State Total	334 592	324 219	10 373	193 337	57.78%

STAGE 2: Validation of declaration envelopes

	Declarations Returned	Declarations rejected	Declarations admitted	Rejection rate
Break O'Day	3 781	115	3 666	3.04%
Brighton	3 974	60	3 914	1.51%
Burnie City	8 576	135	8 441	1.57%
Central Coast	8 562	193	8 369	2.25%
Central Highlands	1 681	35	1 646	2.08%
Circular Head	3 725	41	3 684	1.10%
Clarence City	18 962	388	18 574	2.05%
Derwent Valley	3 562	76	3 486	2.13%
Devonport City	9 627	210	9 417	2.18%
Dorset	3 688	59	3 629	1.60%
Flinders	609	17	592	2.79%
George Town	3 277	44	3 233	1.34%
Glamorgan-Spring Bay	2 420	59	2 361	2.44%
Glenorchy City	16 830	431	16 399	2.56%
Hobart City	19 090	339	18 751	1.78%
Huon Valley	6 433	140	6 293	2.18%
Kentish	2 400	37	2 363	1.54%
King Island	979	22	957	2.25%
Kingborough	10 784	216	10 568	2.00%
Latrobe	3 603	51	3 552	1.42%
Launceston City	22 747	328	22 419	1.44%
Meander Valley	7 645	167	7 478	2.18%
Northern Midlands	5 476	113	5 363	2.06%
Sorell	4 539	88	4 451	1.94%
Southern Midlands	2 754	49	2 705	1.78%
Tasman	1 528	28	1 500	1.83%
Waratah-Wynyard	5 911	86	5 825	1.45%
West Coast	2 621	46	2 575	1.76%
West Tamar	7 553	154	7 399	2.04%
State total	193 337	3 710	189 627	1.92%

Break up of declarations rejected

	Declarations Rejected	No Declaration Flap	No Voter Signature	Multiple or Invalid Voter	Not on the Roll and other
Break O'Day	115	25	31	0	59
Brighton	60	26	18	0	16
Burnie City	135	52	42	0	41
Central Coast	193	83	60	0	50
Central Highlands	35	10	16	0	7
Circular Head	41	11	21	0	9
Clarence City	388	110	119	0	159
Derwent Valley	76	15	30	0	31
Devonport City	210	138	68	0	4
Dorset	59	29	29	0	1
Flinders	17	10	7	0	0
George Town	44	16	23	0	15
Glamorgan-Spring Bay	59	22	17	0	20
Glenorchy City	431	165	124	0	142
Hobart City	339	86	136	0	117
Huon Valley	140	35	36	0	69
Kentish	37	8	15	0	14
King Island	22	14	4	0	4
Kingborough	216	66	64	0	86
Latrobe	51	22	15	0	14
Launceston City	328	152	169	0	7
Meander Valley	167	47	52	0	68
Northern Midlands	113	40	21	0	52
Sorell	88	16	30	0	42
Southern Midlands	49	10	26	0	13
Tasman	28	5	10	0	13
Waratah-Wynyard	86	28	39	0	19
West Coast	46	27	12	0	7
West Tamar	154	36	55	0	63
State Total	3710	1304	1289	0	1142
Percentage	100.00%	35.15%	34.74%	0.00%	30.78%

Informal ballot paper survey—councillor elections

	Wrong BP	Identifying	Blank	1 Tick	2 Ticks	1 x	Tick & Cross	Informal	Scribble	No 1st pref	2 or more 1st on	Not satisfy 1	All Ticks	Ticks All x	No. position	No. position x	TOTAL
Break O'Day	10	0	10	0	0	0	0	0	1	8	1	10	0	0	1	0	41
Brighton	6	1	16	2	0	0	0	1	2	13	7	33	0	0	2	1	84
Burnie City	0	0	34	2	0	0	0	0	3	15	6	123	2	0	3	2	190
Central Coast	0	0	50	1	0	0	0	1	9	20	2	85	0	2	0	0	170
Central Highlands	0	0	0	0	0	0	0	1	2	0	1	8	2	0	0	0	14
Circlular Head	0	0	7	1	0	0	0	0	1	6	0	15	0	0	1	0	31
Clarence City	7	0	146	2	0	0	0	0	20	86	16	199	3	4	10	1	494
Derwent Valley	1	0	28	0	0	1	0	2	0	17	3	34	1	0	0	0	87
Devonport City	3	0	34	1	0	0	1	1	2	30	3	79	2	3	3	0	162
Dorset	0	0	8	0	0	0	0	0	1	14	0	32	0	0	3	1	59
Flinders	1	1	0	0	0	0	0	0	0	0	0	4	0	0	0	0	6
George Town	0	0	15	0	0	1	0	0	1	12	3	3	0	0	5	0	40
Glamorgan-Spring Bay	0	0	14	1	0	0	0	0	2	3	2	13	0	0	0	0	35
Glamorgan-Spring Bay (elector poll)			54	0	0	0	0	0	2	0	0	0	0	0	0	0	56
Glenorchy City	8	0	110	2	1	1	0	0	10	87	14	192	5	3	13	4	450
Hobart City	2	3	143	1	1	0	0	0	17	38	8	284	2	5	27	8	559
Huon Valley	4	0	11	0	0	0	0	0	1	15	3	56	0	4	8	2	104
Kentish	1	0	15	0	0	0	0	1	3	19	0	11	0	2	2	0	54
King Island	0	0	1	0	0	0	0	0	0	0	0	7	0	0	0	0	8
Kingborough	4	0	83	0	0	0	0	0	6	34	11	145	0	0	5	4	292
Latrobe	1	0	14	1	0	0	0	0	1	12	1	13	2	0	0	0	45
Launceston City	0	1	126	2	0	0	0	0	19	61	22	318	1	1	26	6	583
Meander Valley	4	0	29	1	1	0	0	0	6	22	4	74	1	2	5	1	150
Northern Midlands	5	1	15	2	0	0	0	0	2	4	1	47	0	0	0	1	78
Sorell	8	0	25	0	0	0	0	0	0	14	2	32	1	0	2	0	84
Southern Midlands	2	0	8	0	0	0	0	0	2	2	2	27	0	0	3	0	46
Tasman	9	0	2	0	0	0	0	0	0	0	1	5	0	0	2	0	19
Waratah-Wynyard	1	0	21	1	0	1	0	0	3	19	4	39	2	0	0	1	92
West Coast	0	0	12	0	0	1	0	1	2	10	1	10	0	0	2	0	39
West Tamar	8	6	30	0	0	0	0	2	6	10	10	27	1	1	5	0	106

Informal ballot paper survey—mayor and deputy mayor elections

	Wrong BP	Identifying	Blank	1 Tick	2 Ticks	1 x	2x	Tick & Cross	Informal	Scribble	No 1st pref	Not satisfy 1 on 2 or more 1st	All Ticks	All x	No. position x	TOTAL
Break O'Day (M)	17	1	30	2	0	0	0	0	0	0	7	0	0	1	0	58
Brighton (DM)	0	5	118	16	0	2	1	0	1	7	32	3	0	0	0	185
Burnie (M)	0	0	39	6	1	3	0	0	3	4	12	1	0	1	0	70
Burnie (DM)	0	0	74	15	3	3	1	0	4	12	32	1	0	0	0	145
Central Coast (DM)	1	0	117	12	0	0	0	0	3	14	36	3	0	0	3	189
Circular Head (M)	0	1	11	6	0	2	0	0	1	3	6	0	0	0	0	30
Circular Head (DM)	0	0	8	3	0	0	0	0	1	2	10	1	0	0	0	25
Clarence (M)	7	0	157	25	1	3	5	0	7	17	40	6	0	0	0	268
Clarence (DM)	7	0	107	13	1	0	0	0	2	19	89	5	0	0	3	246
Derwent Valley (DM)	1	1	43	1	0	2	0	0	2	2	28	0	0	1	0	81
Devonport (DM)	3	1	79	14	1	1	0	0	2	5	49	0	0	4	4	163
Dorset (DM)	0	0	35	7	0	2	0	0	0	1	25	2	0	0	0	72
Flinders (M)	1	0	6	1	0	1	0	0	0	0	0	0	0	0	0	9
Flinders (DM)	1	0	6	0	0	1	0	0	0	0	3	0	0	0	0	11
George Town (M)	0	0	21	15	1	1	0	0	0	5	5	0	0	0	0	48
George Town (DM)	0	0	31	16	0	1	0	0	0	2	22	0	0	0	0	72
Glamorgan-Spring Bay (DM)	0	1	58	5	0	2	1	0	0	5	5	0	0	0	0	77
Glamorgan-Spring Bay (M)	0	0	14	3	0	3	0	0	0	1	4	1	0	0	0	26
Glenorchy (M)	8	2	134	39	11	7	3	3	5	8	43	4	0	0	0	267
Glenorchy (DM)	8	1	98	24	2	6	0	0	2	11	88	6	0	10	4	260
Hobart (LM)	31	3	140	55	2	16	5	2	14	23	34	1	0	0	0	326
Hobart (DLM)	23	1	115	41	4	11	1	0	1	22	87	1	0	3	4	314
Huon Valley (M)	7	0	55	37	0	7	2	0	0	3	24	0	0	0	0	135
Huon Valley (DM)	7	0	86	35	0	8	0	0	0	4	59	0	0	0	0	199
Kentish (M)	1	0	29	0	0	1	0	0	7	2	5	0	0	0	1	46
King Island (M)	0	0	1	0	0	0	0	0	0	1	5	0	0	0	0	7
King Island (DM)	0	0	17	0	0	0	0	0	1	2	2	0	0	0	0	22
Kingborough (M)	8	1	76	39	0	7	1	1	2	8	19	0	0	0	0	162
Kingborough (DM)	8	1	88	21	0	4	0	0	0	2	41	3	0	0	1	169
Latrobe (M)	1	0	15	11	0	0	0	0	0	1	12	0	0	0	0	40
Latrobe (DM)	1	0	17	9	0	1	0	0	0	0	31	0	0	0	0	59
Launceston (M)	0	0	179	44	0	15	1	0	3	33	58	6	0	5	1	345
Launceston (DM)	0	7	217	45	0	12	0	0	7	33	138	5	0	0	1	465
Meander Valley (M)	4	2	113	22	2	9	3	0	7	11	44	2	0	0	0	219
Northern Midlands (DM)	6	1	59	6	0	1	0	0	0	1	40	0	0	0	0	114
Sorell (M)	9	0	31	4	0	0	0	0	0	3	8	0	0	0	0	55
Sorell (DM)	7	0	29	8	0	0	0	0	0	2	12	1	0	1	0	60
Southern Midlands (M)	2	0	9	0	0	0	0	0	0	3	2	0	0	0	0	16
Southern Midlands (DM)	2	0	19	0	0	0	0	0	1	2	13	0	0	0	0	37
Tasman (M)	7	0	9	7	0	1	0	0	0	2	2	0	0	0	0	28
Tasman (DM)	9	1	5	4	0	0	0	0	1	2	1	0	0	0	0	23
War-Wyn (M)	0	0	67	10	2	2	2	1	6	10	14	0	0	0	0	114
War-Wyn (DM)	1	0	39	10	0	3	0	0	0	5	26	0	0	2	0	86
West Coast (M)	0	1	16	4	0	1	0	0	1	1	2	1	0	0	0	27
West Tamar (M)	5	0	86	14	5	0	2	1	3	9	12	5	0	0	0	142
West Tamar (DM)	7	0	45	11	2	0	0	0	2	7	23	2	0	1	1	101

STAGES 3-4: Ballot papers admitted & formality

	Declarations admitted	Ballot paper adjustment	Total ballot papers	Informal ballot papers	Formal votes	Informality rate
Break O'Day	3 666	0	3 666	41	3 625	1.11%
— Mayor		-7	3 673	58	3 615	1.57%
Brighton	3 914	2	3 912	84	3 828	2.14%
— Deputy Mayor		8	3 906	185	3 721	4.73%
Burnie City	8 441	9	8 432	190	8 242	2.25%
— Mayor		8	8 433	70	8 363	0.83%
— Deputy Mayor		8	8 433	145	8 288	1.71%
Central Coast	8 369	9	8 360	170	8 190	2.03%
— Deputy Mayor		8	8 361	189	8 172	2.26%
Central Highlands	1 646	13	1 635	14	1 621	0.85%
Circular Head	3 684	2	3 682	31	3 651	0.84%
— Mayor		2	3 682	30	3 652	0.81%
— Deputy Mayor		2	3 682	25	3 657	0.67%
Clarence City	18 574	11	18 563	494	18 069	2.66%
— Mayor		12	18 562	268	18 294	1.44%
— Deputy Mayor		10	18 564	246	18 318	1.32%
Derwent Valley	3 486	1	3 485	87	3 398	2.49%
— Deputy Mayor		1	3 485	81	3 404	2.32%
Devonport City	9 417	5	9 412	162	9 250	1.72%
— Deputy Mayor		5	9 412	163	9 249	1.73%
Dorset	3 629	6	3 623	59	3 564	1.62%
— Deputy Mayor		6	3 623	72	3 551	1.98%
Flinders	592	0	592	6	586	1.01%
— Mayor		0	592	9	583	1.52%
— Deputy Mayor		0	592	11	581	1.85%
George Town	3 233	7	3 226	40	3 186	1.23%
— Mayor		7	3 226	48	3 178	1.48%
— Deputy Mayor		7	3 226	72	3 154	2.23%
Glamorgan-Spring Bay	2 361	9	2 352	35	2 317	1.48%
— Mayor		9	2 352	26	2 326	1.10%
— Deputy Mayor		9	2 352	77	2 275	3.27%
Glenorchy City	16 399	14	16 385	450	15 935	2.74%
— Mayor		12	16 387	267	16 120	1.62%
— Deputy Mayor		14	16 385	260	16 125	1.58%
Hobart City	18 751	0	18 751	559	18 192	1.11%
— Lord Mayor		-8	18 759	326	18 433	1.57%
— Deputy Lord Mayor		2	18 749	314	18 435	2.14%

Ballot papers admitted & formality—continued

	Declarations admitted	Ballot paper adjustment	Total ballot papers	Informal ballot papers	Formal votes	Informality rate
Huon Valley	6 293	8	6 285	104	6 181	2.98%
— Mayor		5	6 288	135	6 153	1.73%
— Deputy Mayor		7	6 286	199	6 087	1.67%
Kentish	2 363	1	2 362	54	2 308	1.65%
— Mayor		1	2 362	46	2 316	2.14%
King Island	957	5	952	8	944	3.16%
— Mayor		5	952	7	945	2.28%
— Deputy Mayor		5	952	22	930	1.94%
Kingborough	10 568	5	10 563	292	10 271	0.84%
— Mayor		5	10 563	162	10 401	0.73%
— Deputy Mayor		5	10 563	169	10 394	2.31%
Latrobe	3 552	1	3 551	45	3 506	2.76%
— Mayor		1	3 551	40	3 511	1.53%
— Deputy Mayor		1	3 551	59	3 492	1.59%
Launceston City	22 419	38	22 381	583	21 798	1.26%
— Mayor		37	22 382	345	22 037	1.12%
— Deputy Mayor		36	22 383	465	21 918	1.66%
Meander Valley	7 478	2	7 476	150	7 326	2.60%
— Mayor		2	7 476	219	7 257	1.54%
Northern Midlands	5 363	4	5 359	78	5 281	2.07%
— Deputy Mayor		3	5 360	114	5 246	2.00%
Sorell	4 451	3	4 448	84	4 364	2.92%
— Mayor		2	4 449	55	4 394	1.45%
— Deputy Mayor		4	4 447	60	4 387	2.12%
Southern Midlands	2 705	2	2 703	46	2 657	1.88%
— Mayor		2	2 703	16	2 687	1.23%
— Deputy Mayor		2	2 703	37	2 666	1.34%
Tasman	1 501	0	1 501	19	1 482	1.70%
— Mayor		3	1 498	28	1 470	0.59%
— Deputy Mayor		0	1 501	23	1 478	1.36%
Waratah-Wynyard	5 825	4	5 821	92	5 729	1.26%
— Mayor		5	5 820	114	5 706	1.86%
— Deputy Mayor		5	5 820	86	5 734	1.53%
West Coast	2 575	1	2 574	39	2 535	1.58%
— Mayor		1	2 574	27	2 547	1.95%
West Tamar	7 399	3	7 396	106	7 290	1.47%
— Mayor		5	7 394	142	7 252	1.51%
— Deputy Mayor		3	7 396	101	7 295	1.04%
State Totals						
Councillors	189 613	165	189 448	4 122	185 326	2.17%
Mayors		109	153 678	2 438	151 240	1.58%
Deputy Mayors		151	171 732	3 175	168 557	1.84%

Break up of postal votes

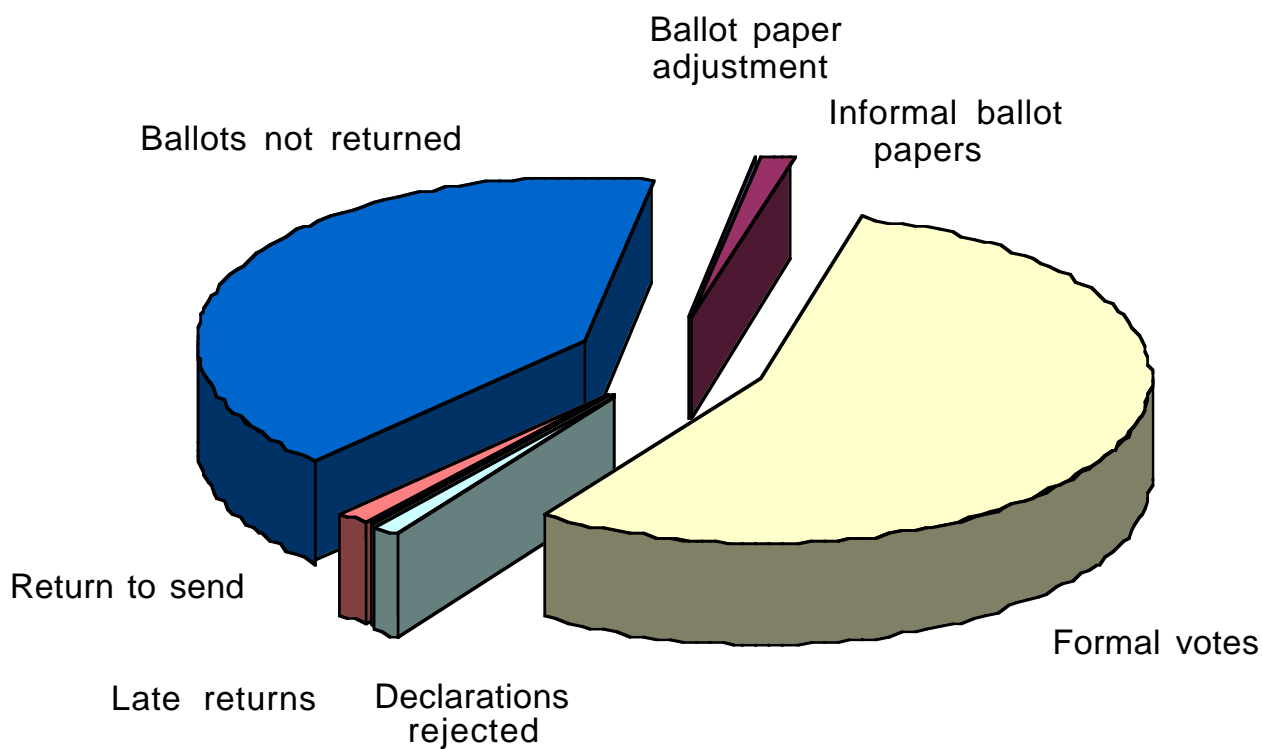
Electors enrolled (334 592)

Declarations returned (193 337)

Declarations admitted (189 627)

Total ballot papers (189 457)

	Formal votes	Informal ballot papers	Ballot paper adjustments	Declarations rejected	Late returns	Returned to sender	Ballots not returned
Total	185 327	4 130	170	3 710	1 135	4 726	135 394
Percentage	55.39%	1.23%	0.05%	1.11%	0.34%	1.41%	40.47%



**Councillors,
Mayors &
Deputy Mayors
as at 31 May 2001**

(Councillors are generally listed in order of election)

Break O'Day Council

Mayor

term ends 2002

SALTER Stephen Gordon

Deputy Mayor

term ends 2002

OSBORNE Margaret

9 Councillors

term ends 2004

SALTER Stephen Gordon

DALY W J (Bill)

LE FEVRE John

McGIVERON John Charles

HOLDER Henry

term ends 2002

LEGGÉ Robert William

OSBORNE Margaret Leila

RAWNSLEY Tony

COLLINS John

Brighton Council

Mayor

term ends 2002

FOSTER Tony

Deputy Mayor

term ends 2002

JEFFRIES Ted

9 Councillors

term ends 2004

FOSTER Tony

JEFFRIES Ted

OWEN Philip

FITZPATRICK Cris

DePAOLI Matt

term ends 2002

GEARD Peter J

RAINBIRD Lois A

TAYLOR Geoff

CURRAN Barbara

Burnie City Council

Mayor

term ends 2002

BOYD Alwyn

Deputy Mayor

term ends 2002

WINTER Colin

12 Councillors (Aldermen)

term ends 2004

BLIZZARD Jan

ALTIMIRA Jim

FRENCH Sandra

SAMEC Sam

ELPHINSTONE Ross L

BLACKLOW Bob

term ends 2002

BOYD Alwyn

WHITELEY Brett

WINTER Colin

MUNRO John

ATKINS Noel William

GREEN Stephen

Central Coast Council

Mayor

term ends 2002

DOWNIE Mike

Deputy Mayor

term ends 2002

ROBERTSON Brian

12 Councillors

term ends 2004

DOWNIE Mike

COOPER Rodney

VANDERFEEN Andrew

BARKER Warren

MARSHALL Beryl

McKENNA Terry

term ends 2002

DRY David

SMITH Julie

ROBERTSON Brian

JOHNSTONE Philippa Joan

EDWARDS Jan

HAINES Ken

Central Highlands Council

Mayor

term ends 2002

PARSONS Geoff

Deputy Mayor

term ends 2002

BOWDEN Richard

9 Councillors

term ends 2004

BOWDEN Richard

SHOBRIDGE John Rupert

MOODY Annette

MONKS Janet

TOMLIN Nigel

term ends 2002

FLINT Tony

FLINT Deirdre

McSHANE Peter

PARSONS Geoffrey Francis

Circular Head Council

Mayor

term ends 2002

HINE Ross

Deputy Mayor

term ends 2002

QUILLIAM Daryl

9 Councillors

term ends 2004

BUCKBY Michael

WELLS Graham

QUILLIAM Daryl

CHARLES Bernard John

term ends 2002

HINE Ross

SCHOENMAKER Wendy Marilyn

OLDAKER John

SMITH James

WELDON Michael

Clarence City Council

Mayor

term ends 2002

EDWARDS Cathy

Deputy Mayor

term ends 2002

CAMPBELL Jock

12 Councillors (Aldermen)

term ends 2004

CAMPBELL Jock

McMANUS Martin

CHIPMAN Doug

RYAN Bill

EVANS Beverley

BLOMELEY Brendan

term ends 2002

EDWARDS Cathy

JAMES Richard

DOUST Doug

PEERS John Phillip

TRAYNOR David

WILSON Deidre Maree

Derwent Valley Council

Mayor

term ends 2002

CRACKNELL Nick

Deputy Mayor

term ends 2002

NICHOLSON Tony

9 Councillors

term ends 2004

CRAW Hilary

LATHEY Barry

NICHOLSON Tony

PARKER Richard

term ends 2002

CRACKNELL Nick

WILLIAMS Ray

WALL Robbie

BROMFIELD Judy

BLACKWELL Leonard

Devonport City Council

Mayor

term ends 2002

BINKS Mary

Deputy Mayor

term ends 2002

HOLLISTER Peter

12 Councillors (Aldermen)

term ends 2004

HOLLISTER Peter

BERWICK Kerry

MILBURN Graeme

MATTHEWS Jeff

COLE Brian (Snapper)

GILL Marie Patricia

term ends 2002

BINKS Mary

BYRNE Clarrie

GOODWIN Grant

COLBECK Richard

BARDEN Rodney Noel

WHITTLE Kerry John

Dorset Council

Mayor

term ends 2002

THORNE Yvonne

Deputy Mayor

term ends 2002

PARTRIDGE Peter William

9 Councillors

term ends 2004

THORNE Yvonne

PARTRIDGE Peter William

HALL Max

McLENNAN Peter

McLENNAN Roger M

term ends 2002

RATTRAY-WAGNER Tania

RICE Ron

THOMPSON Pat

SMITH Robert C

Flinders Council

Mayor

term ends 2002

MASON Lynn

Deputy Mayor

term ends 2002

MASON Stephen

7 Councillors

term ends 2004

COX Carol D

MASON Stephen

KLUG Terence George

term ends 2002

CALVERT William John

COOPER Helen

DOBLE Fred

MASON Lynn

George Town Council

Mayor

term ends 2002

ARCHER Lawrence

Deputy Mayor

term ends 2002

BURT Doug

9 Councillors

term ends 2004

SMITH June

WALLACE Bob

GEALE Stephen Norman

MACKRILL Don

term ends 2002

ARCHER Lawrence

BARWICK Heather

WIDDOWSON John

BURT Doug

DONNELLY Nancy

Glamorgan - Spring Bay Council

Mayor

term ends 2002

ARNOL Cheryl

Deputy Mayor

term ends 2002

JOHNSTON Craig

9 Councillors

term ends 2004

BAILEY E A (Bill)

CLARK Russell

JOHNSTON Craig

HOLLOWAY Chris

MOREY Peter

term ends 2002

ARNOL Cheryl

WHITE Kim

PARKER Richard

WILLIAMS Don

Glenorchy City Council

Mayor

term ends 2002

MARTIN Terry

Deputy Mayor

term ends 2002

SLADE Stuart

12 Councillors (Aldermen)

term ends 2004

SLADE Stuart

RIDLER Peter William

MANSON Jim

MAV Steve

GUY Mary

MAGINNIS Jacquie

term ends 2002

MARTIN Terry

MILBURN Leigh

LUCAS Christine

TAYLOR Adriana

PEARCE David

BRADLEY Leona

Hobart City Council

Lord Mayor

term ends 2002

VALENTINE Rob

Deputy Lord Mayor

term ends 2002

BONHAM Pru

12 Councillors (Aldermen)

term ends 2004

VALENTINE Rob

FREEMAN John

ZUCCO Marti

HAIGH Darlene

SEXTON Peter Thomas

JONES Patsy

term ends 2002

BONHAM Pru

ARCHER Lyn

BRISCOE Jeff

ALLOM Jamieson

HAYES Eric

RUZICKA Eva

Huon Valley Council

Mayor

term ends 2002

NORRIS Greg

Deputy Mayor

term ends 2002

ARMSTRONG Robert

9 Councillors

term ends 2004

NORRIS Greg

McKIBBEN Scott

O'DOHERTY Mary

DILLON Laurie

COAD Peter

term ends 2002

HERON Bruce

ARMSTRONG Robert

HARVEY-LATHAM Rod

THOMAS Paul

Kentish Council

Mayor

term ends 2002

HARREX Kerry

Deputy Mayor

term ends 2002

BINNY Robert

10 Councillors

term ends 2004

HABERLE Mike

JONES Cheryl

HUGHES Terry

BINNY Robert

WILLOCK Annie

term ends 2002

BROWN Des

HARREX Kerry

DEVERELL John Andrew

RALPH Sam

DOROSZUK Judy

Note – Councillor Karen Charleston resigned on 31 October 2000 and was replaced by Judy Doroszuk at a recount.

King Island Council

Mayor

term ends 2002

BREWSTER David

Deputy Mayor

term ends 2002

PAYNE Judith

9 Councillors

term ends 2004

BREWSTER David

BARRATT Greg

PHILBEY Vernon

ARNOLD Charles Stuart

PAYNE Judith

term ends 2002

BREWSTER John H

CONLEY Royce

GRAHAM Stephanie

YOUD Peter

Kingborough Council

Mayor

term ends 2002

HAZELL Donald

Deputy Mayor

term ends 2002

WASS Steve

12 Councillors

term ends 2004

WASS Steve

BAPTIST Simon

BURY Graham

CHATTERTON Paul

BARTLETT Beth

GRACE David

term ends 2002

BOWMAN Noel

FOX Flora

HAZELL Donald Robert

LINDSAY Peter

GEE Reg

BUCHAN Fiona

Latrobe Council

Mayor

term ends 2002

CAMPBELL Robert W (Bert)

Deputy Mayor

term ends 2002

ROCKLIFF Rick

9 Councillors

term ends 2004

CAMPBELL Robert W (Bert)

BEVERIDGE Rob

HUGHES John

THORNE Des

term ends 2002

GAFFNEY Michael

ROCKLIFF Rick

SIMS Garry

PARKER Dudley

McLAREN Michael

Launceston City Council

Mayor

term ends 2002

LEES John

Deputy Mayor

term ends 2002

WADDLE Annette

12 Councillors (Aldermen)

term ends 2004

BEAMS Graeme
McKENDRICK Robin
SHIPP Ray
DICKENSON Janie
WALTERS Joan
ROUTLEY Ian

term ends 2002

LEES John
PECK Tony
SMART Margot
BROOKES George
WADDLE Annette
SANDS Ted

Meander Valley Council

Mayor

term ends 2002

HALL Greg

Deputy Mayor

term ends 2002

JOHNSTONE Ray

9 Councillors

term ends 2004

HALL Greg
LOONE Bob
FROST Pat
JOHNSTONE Ray
RICHARDSON Bob

term ends 2002

BOOTH Kim
DORNAUF Jenny
SHELTON Mark
BLAIR Stewart

Northern Midlands Council

Mayor

term ends 2002

POLLEY Kim

Deputy Mayor

term ends 2002

McSHANE Don

9 Councillors

term ends 2004

DOWNIE David J
CHUGG David
BARNES Marie
PITT Len
GREEN Rae Elizabeth

term ends 2002

POLLEY Kim
GATENBY David J
McSHANE Don
WILLIAMS Max

Sorell Council

Mayor

term ends 2002

TORENIUS Carmel

Deputy Mayor

term ends 2002

EVANS Graeme

9 Councillors

term ends 2004

TORENIUS Carmel
DEGRASSI Kerry
RHEINBERGER Jack
PURDON Mike

term ends 2002

WARD Keith
DEAN Bryan
GILL Graeme
EVANS Graeme
McDERMOTT Tony

Southern Midlands Council

Mayor

term ends 2002

HOWLETT Colin H

Deputy Mayor

term ends 2002

SCOTT Helen

9 Councillors

term ends 2004

HOWLETT Colin H
BISDEE Tony
MANNING Des
TANKARD Patrick
CONNORS Marie

term ends 2002

WIGGINS Scott
SCOTT Helen
BEVEN Colin
ANDERSON Deborah

Tasman Council

Mayor

term ends 2002

NOYE Neil

Deputy Mayor

term ends 2002

WILSON Peter J

9 Councillors

term ends 2004

SELF Roger

WIGGINS Bruce Raymond

MANSFIELD Dennis

HEYWARD Keith

term ends 2002

NOYE Neil

DOBNER Guy

WILSON Peter J

NOYE Kath

FAZACKERLEY Joan

Waratah-Wynyard Council

Mayor

term ends 2002

CHALK Roger G

Deputy Mayor

term ends 2002

HYLAND Kevin

10 Councillors

term ends 2004

FENTON Malcolm Ian

MOORE David

FRENCH Bill

FAIRBROTHER Darren L

RUSHWORTH Denise

term ends 2002

CHALK Roger G

HYLAND Kevin

BESWICK Andrew Murray

BRAMICH Gary

WALSH Sue

Note – Councillor Geoff Allen resigned on 13 October 2000 and was replaced by Sue Walsh at a recount.

—Councillor Andrew Beswick resigned on 24 January 2001 and was replaced by Dorothy Calvert at a recount.

West Coast Council

Mayor

term ends 2002

GERRITY Darryl

Deputy Mayor

term ends 2002

STEBBINGS Glenda

9 Councillors

term ends 2004

DRAKE Anne

WALLER Murray D

REID Peter

GARDINER Brian

VICKERS Ted

term ends 2002

McGUSHIN Gerry

GERRITY Darryl

STEBBINGS Glenda

McKAY Lewis James

West Tamar Council

Mayor

term ends 2002

EASTHER Barry Maxwell

Deputy Mayor

term ends 2002

KEARNEY Peter

9 Councillors

term ends 2004

BURR Max

KEARNEY Peter

DODDY Peter

LEAVER Laurie

term ends 2002

BEAMS Steve

ROACH Trevor William

EASTHER Barry Maxwell

THORNLEY Ted

GREY Christine

Casual Vacancies

since 1999 election

Recounts to fill casual vacancies between 1999 & 2000 elections

Date	Councillor vacating office	Councillor elected
Break O'Day Council		
28 October 1999	Henry Holder	Phillip Corby
Brighton Council		
15 November 1999	Leigh Cowley	Wayne Garlick
21 February 2000	Darren Purcell	David Rolph
Burnie City Council		
2 August 1999	David Currie	Anthony Hainsworth
Derwent Valley Council		
3 September 2000	Roydon Howard	<i>not replaced</i>
Dorset Council		
18 August 2000	Merilyn Briggs	<i>not replaced</i>
Flinders Council		
7 February 2000	Philip Smith	Gary Sykes
15 May 2000	Geoffrey Bransgrove	<i>not replaced</i>
17 August 2000	Shirley Holloway	<i>not replaced</i>
Glenorchy City Council		
14 September 1999	Paul Ford	Nigel Jones
Hobart City Council		
15 April 1999	John Freeman	Peter T Sexton
Huon Valley Council		
15 May 2000	Sue Clark	<i>not replaced</i>
Kentish Council		
2 September 1999	Glen Miles	Lyle Thomas
2 September 1999	Roger Gee	Sam Ralph
2 September 1999	Doug Westbrook	Terry Hughes@
2 September 1999	Carl Cox	Robert J Binny@
King Island Council		
26 November 1999	Christine Clarke	Melinda Tait
17 May 2000	Alex Lanchbery	<i>not replaced</i>
7 June 2000	Melinda Tait	<i>not replaced</i>
Sorell Council		
8 May 2000	William Deeks	Rob Leach
Southern Midlands Council		
27 July 2000	Joe Paul	<i>not replaced</i>
West Coast Council		
26 July 1999	Ian Jamieson	Brian Smith
West Tamar Council		
26 July 1999	Eldon Griffiths	<i>not replaced</i>

By-elections to fill casual vacancies between 1999 & 2000 elections

Central Highlands Council

7 September 1999	Terry Cashion (deceased)	Tony Flint
------------------	--------------------------	------------

George Town Council

16 June 1999	Quade R Whitehead	Bob Wallace
--------------	-------------------	-------------

Latrobe Council

21 December 1999	John Perkins	Rob Beveridge
------------------	--------------	---------------

Recounts to fill casual vacancies after 2000 elections

Kentish Council

15 November 2000	Karen Charleston (nee Colbeck)	Judy Doroszuk
------------------	--------------------------------	---------------

Waratah-Wynyard Council

15 November 2000	Geoff Allen	Sue Walsh
2 February 2001	Andrew Beswick	Dorothy Calvert

@ — denotes the candidate was elected unopposed

not replaced — recounts are not conducted when resignations occur within 6 months of the election. In these cases the dates provided are the dates of resignation.

Electoral Polls

since 1999 elections



Glamorgan Spring Bay Council

Glamorgan Spring Bay Council requested the Tasmanian Electoral Office to conduct an electoral poll on its behalf in conjunction with the 2000 local government elections.

The electoral poll asked the question—

Do you support changing the name of the Glamorgan-Spring Bay municipal area to the Freycinet municipal area?


The results were as follows—

Yes	755
No	1 542
Informal votes	55
Total	2 352
Electors enrolled	3 451

Peter Weldon RETURNING OFFICER

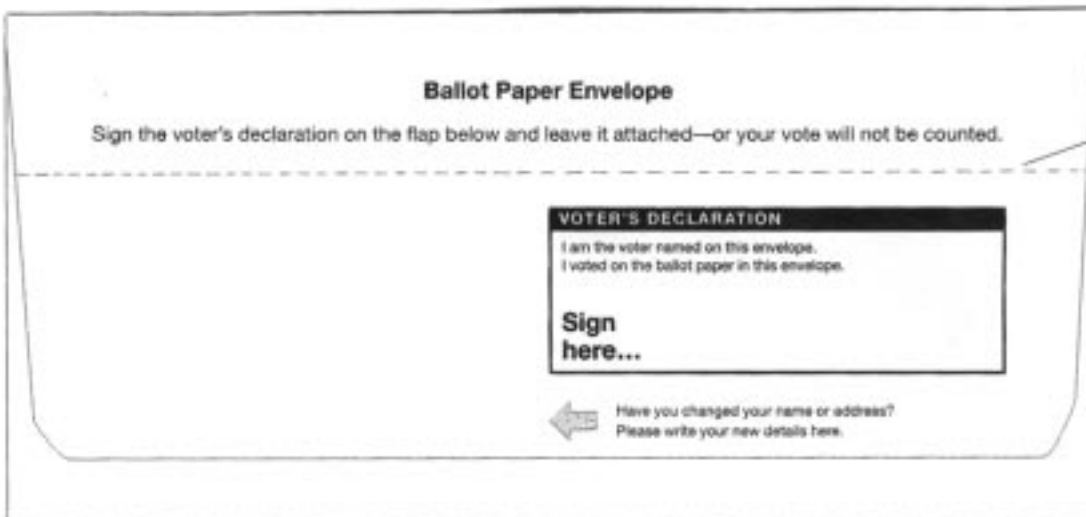
Examples of items in a postal ballot pack

Sorting marks



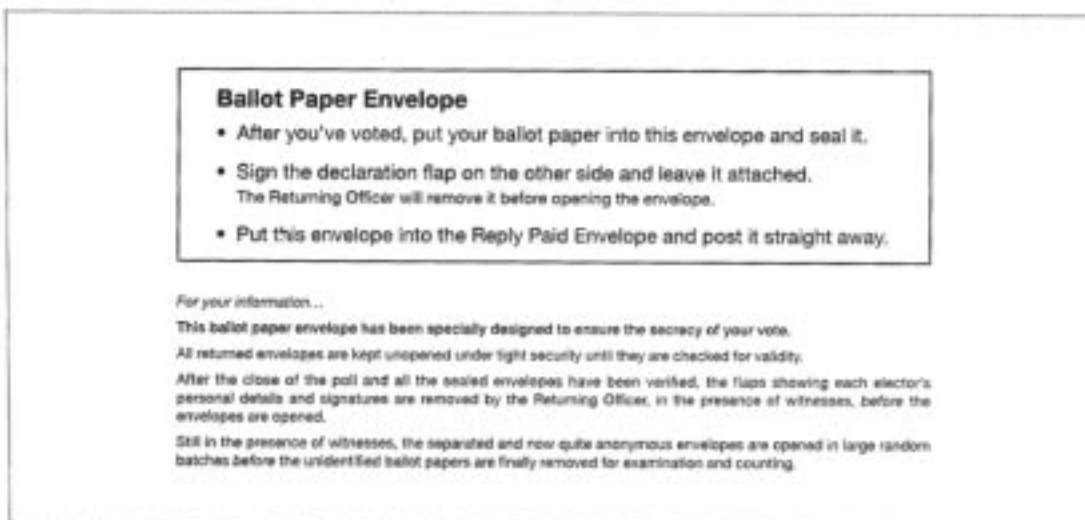
Reply Paid envelope

Unique postcodes for pre-sorting by Australia Post



Perforations


Ballot paper envelope (front)



Ballot paper envelope (back)



2000 LOCAL GOVERNMENT ELECTIONS



DERWENT VALLEY COUNCIL

Voting instructions and candidate statements

There are 3 elections being held for Derwent Valley Council.

- 5 Councillors — 12 candidates
- Mayor — 1 candidate (no ballot required)
- Deputy Mayor — 4 candidates

Your postal ballot pack also contains—

- 2 ballot papers on one fold-out sheet
- a ballot paper envelope—to be signed
- a reply paid envelope

**Your vote must be received by
10 am on Tuesday 31 October 2000**

Support the Locals.

Voting instructions

Follow these five easy steps...

STEP ONE Consider your vote

The candidates have provided statements for your information. They are printed in alphabetical order in this brochure. Please note that the names on the ballot papers may not be in the same order.

Get to know the candidates before you vote.

STEP TWO Cast your vote

When you have decided how you wish to vote, number all the boxes on each ballot paper from 1 onwards in the order of your choice.

STEP THREE Make your vote secret

Put your completed ballot papers in the ballot paper envelope and seal it securely.

STEP FOUR Validate your vote

Sign your ballot paper envelope.

Your vote won't be counted if you don't sign this envelope.

Then put your ballot paper envelope in the reply paid envelope and seal it.

STEP FIVE Post your vote

Post your reply paid envelope straight away. No stamp is needed.

**Don't delay—
late votes won't be counted!**

Queries? Freecall 1800 801 701

Election of 5 COUNCILLORS

Election of 5 COUNCILLORS

CANDIDATE One

Xx xxx xxxxxxx xxxxxxx xxx xx xxx xxx xxx xx xxx xxxxxx
xxx xxxxxxx xxxxx xxxxx xxxxx
Xx xxx xxxxxxx xxxxxxx xxx xx xxx xxx xxx xx xxx xxxxxx
xxx xxxxxxx xxxxx xxxxx xxxxx xxx xxx x xx xxx x xx x x
xx xxx xxxxxx x xxx xxxxx xxx x xx xxx xxx xxx x xx xx x xx x
xx xx xx xxx xxx x xxx x
Xx xxx xxxxxxx xxxxxxx xxx xx xxx xxx xxx xx xxx xxxxxx xxxxx
xxx xxxxxxx xxxxx xxxxx xxxxx
Xx xxx xxxxxxx xxxxxxx xxx xx xxx xxx xxx xx xxx xxxxxx xxxxx
xxx xxxxxxx xxxxx xxxxx xxxxx
Xx xxx xxxxxxx xxxxxxx xxx xx xxx xxx xxx

CANDIDATE Two

Xx xxx xxxxxxx xxxxxxx xxx xx xxx xxx xxx xx xxx xxxxxx
xxx xxxxxxx xxxxx xxxxx xxxxx
Xx xxx xxxxxxx xxxxxxx xxx xx xxx xxx xxx xx xxx xxxxxx xxxxx
xxx xxxxxxx xxxxx xxxxx xxxxx
Xx xxx xxxxxxx xxxxxxx xxx xx xxx xxx xxx—
— x xxx xxxxxxx xxxxxxx xxx xx xxx xxx xxx
— xx x x xx xxx x xxx x xx x x xx xx x
— x xx xx xx xx x xx xx x xx xxx xx xx x xx xx xx xx
x xx x xxx xxxxxxx
— xxx xxxxx xx xxxxx

CANDIDATE Three

Xx xxx xxxxxxx xxxxxxx xxx xx xxx xxx xxx xx xxx xxxxxx
xxx xxxxxxx xxxxx xxxxx xxxxx Xxxx xxxxxxx xxxxxxx xxx xx xx
xxxx xx xxx Xx xxx xxxxxxx xxxxxxx xxx xx xxx xxx xx
xxx xxxxxxx xxxxx
Xx xxx xxxxxxx xxxxxxx xxx xx xxx xxx xxx xx xxx xxxxxx xxxxx
xxx xxxxxxx xxxxx xxxxx xxxxx Xxxx xxxxxxx xxxxxxx xxx xx xx
xxxx xx xxx Xx xxx xxxxxxx xxxxxxx xxx xx xxx xxx xxx xx x
xxx xxxxxxx xxxxx
Xx xxx xxxxxxx xxxxxxx xxx xx xxx xxx xxx xx xxx xxxxxx xxxxx
xxx xxxxxxx xxxxx xxxxx xxxxx Xxxx xxxxxxx xxxxxxx xxx xx xx
xxxx xx xxx Xx xxx xxxxxxx xxxxxxx xxx xx xxx xxx xxx xx xx
xxx xxxxxxx xxxxx
Xx xxx

CANDIDATE Four

Xx xxx xxxxxxx xxxxxxx xxx xx xxx xxx xxx xx xxx xxxxxx xxxxx
xxx xxxxxxx xxxxx xxxxx xxxxx
Xxxx xxxxxxx xxxxxxx xxx xx xxx xxx xxx Xx xxx xxxxxxx
xxxxxxx xxx xx xxx xxx xx xxx xx xx xxx xxx xxx xxx
Xx xxx xxxxxxx xxxxxxx xxx xx xxx xxx xxx xx xxx xxxxxx xxxxx
xxx xxxxxxx xxxxx xxxxx xxxxx Xxxx xxxxxxx xxxxxxx xxx xx xx
xxxx xx xxx Xx xxx xxxxxxx xxxxxxx xxx xx xxx xxx xxx xx xx
xxx xxxxxxx xxxxx
Xx xxx xxxxxxx xxxxxxx

BALLOT PAPER

TASMANIA

R2

DERWENT VALLEY COUNCIL

ELECTION OF 5 COUNCILLORS

*Number the boxes from 1 to 12
in order of your choice*

KOOY Dirk

NICHOLSON Tony

BLACKWELL Leonard

CRAW Hilary

GOSS Geoffrey (Joe)

BEAN Ivan

MURRAY Pat

CANNAN John

COWLEY Dane

LATHEY Barry

STRONG Adam

PARKER Richard

Number at least 5 boxes to make your vote count

BALLOT PAPER

TASMANIA

DERWENT VALLEY COUNCIL

ELECTION OF DEPUTY MAYOR

*Number the boxes from 1 to 4
in order of your choice*

PARKER Richard

WILLIAMS Ray

BROMFIELD Judy

NICHOLSON Tony

Number at least 1 box to make your vote count

Examples of print advertising



2000 LOCAL GOVERNMENT ELECTIONS

Notice of election.

Break O'Day Council

Vacancies 5 Councillors, Mayor & Deputy Mayor
Returning Officer Mr Stephen Ferris
Australian Electoral Commission
87 George Street (PO Box 123) Launceston 7250
Phone 6334 2600 Fax 6334 2725
Electoral Officer Mr David Morcom, Break O'Day Council, Georges Bay Esplanade St Helens 7216

Brighton Council

Vacancies 5 Councillors, Mayor & Deputy Mayor
Returning Officer Mr Graham Hyde
Australian Electoral Commission
Ground floor AMP Building 86 Collins Street
(GPO Box 1335) Hobart 7001
Phone 6235 0552 Fax 6234 8227
Electoral Officer Mr Geoff Dodge, Brighton Council, Tivoli Road Gagebrook 7030

Burnie City Council

Vacancies 7 Councillors (Aldermen)*
Mayor & Deputy Mayor
Returning Officer Mr Julian Type
Australian Electoral Commission
1st floor Harris Building 49 Cattley Street
(PO Box 468) Burnie 7320
Phone 6431 6188 Fax 6431 2457
Electoral Officer Mr Michael Wells, Burnie City Council, 80 Wilson Street Burnie 7320

Central Coast Council

Vacancies 6 Councillors, Mayor & Deputy Mayor
Returning Officer Mr Julian Type
Australian Electoral Commission
1st floor Harris Building 49 Cattley Street
(PO Box 468) Burnie 7320
Phone 6431 6188 Fax 6431 2457
Electoral Officer Ms Sandra Ayton, Central Coast Council, 19 King Edward Street Ulverstone 7315

Central Highlands Council

Vacancies 5 Councillors, Mayor & Deputy Mayor
Returning Officer Mr Peter Weldon
Australian Electoral Commission
8th floor AMP Building 86 Collins Street
(GPO Box 1098) Hobart 7001
Phone 6235 0520 Fax 6234 9538
Electoral Officer Mr Trevor Berriman, Central Highlands Council, Tarleton Street Hamilton 7140

Circular Head Council

Vacancies 4 Councillors, Mayor & Deputy Mayor
Returning Officer Mr Julian Type
Australian Electoral Commission
1st floor Harris Building 49 Cattley Street
(PO Box 468) Burnie 7320
Phone 6431 6188 Fax 6431 2457
Electoral Officer Ms Rachel Gardiner, Circular Head Council, 33 Goldie Street Smithton 7330

Clarence City Council

Vacancies 6 Councillors (Aldermen)
Mayor & Deputy Mayor
Returning Officer Ms Maree Ward
Australian Electoral Commission
Ground floor AMP Building 86 Collins Street
(GPO Box 1556) Hobart 7001
Phone 6235 0562 Fax 6231 3575
Electoral Officer Mr Alex Van Der Hek, Clarence City Council, 38 Bligh Street Rosny Park 7018

Derwent Valley Council

Vacancies 5 Councillors*, Mayor & Deputy Mayor
Returning Officer Mr Graham Hyde
Australian Electoral Commission
Ground floor AMP Building 86 Collins Street
(GPO Box 1335) Hobart 7001
Phone 6235 0552 Fax 6234 8227
Electoral Officer Mr Robert McCrossen, Derwent Valley Council, Circle Street New Norfolk 7140

Devonport City Council

Vacancies 6 Councillors (Aldermen)
Mayor & Deputy Mayor
Returning Officer Mr David Sales
Electoral Officer Mr Fabio Pizzirani
Devonport City Council
44-48 Best Street (PO Box 604) Devonport 7310
Phone 6424 0511 Fax 6424 9649

Dorset Council

Vacancies 6 Councillors*, Mayor & Deputy Mayor
Returning Officer Mr Joseph Brevin
Australian Electoral Commission
87 George Street (PO Box 712) Launceston 7250
Phone 6334 2200 Fax 6334 2725
Electoral Officer Mr Clive Bridges, Dorset Council
3 Ellenor Street Scottsdale 7260

Flinders Council

Vacancies 3 Councillors, Mayor & Deputy Mayor
Returning Officer Mr Lee Connors
Flinders Council, Davies Street Whitemark
(PO Box 40) Flinders Island 7255
Phone 6359 2131 Fax 6359 2211

Elections will be held to fill vacancies in all 29 municipal areas as shown in this notice. Councils will have vacancies for half their councillor positions. Some Councils also have casual vacancies to be filled at these elections. These are indicated as follows—
* includes 1 casual vacancy ** includes 2 casual vacancies.

Note Candidates' names will be rotated on ballot papers for Councillor positions, but not rotated on Mayoral and Deputy Mayoral ballot papers. Draws will determine the order of names on Mayoral and Deputy Mayoral ballot papers and on the first rotation of Councillor ballot papers.

Election Timetable

Electoral roll closes 6 pm Thursday 21 September 2000
Nominations open 9 am Monday 25 September 2000
Nominations close 12 noon Wednesday 4 October 2000
Nominations announced & draws conducted 12 noon Thursday 5 October 2000
Ballot papers delivered by post from Tuesday 17 to Friday 20 October 2000
Close of poll 10 am Tuesday 31 October 2000

Nominations

Nominations are invited and must be lodged, posted or faxed to the Returning Officer or the Electoral Officer specified for that Council so as to be received by 12 noon on Wednesday 4 October 2000.

Nomination forms, together with 'Information for Candidates' booklets are available from any council or electoral office.

Candidate statements—As part of the nomination form, candidates may provide a statement of up to 150 words of biographical and other information to accompany the ballot papers sent to electors.

Enrolment

If you are currently on the State electoral roll you are automatically on the Local Government roll. If you are eligible to be on the State roll but are not correctly enrolled at present, you can get an enrolment form from any post office or electoral office—or ring 1 800 801 701.

What if I have a shack or a shop—or if I'm not an Australian citizen?

You are also eligible to be on the Local Government roll if—

- you own or occupy land in a municipal area but you are not eligible to be on the State roll for that area.
- you are the nominated representative of a corporate body which owns or occupies land in the municipal area.

To enrol under these special provisions you need to obtain a copy of the appropriate enrolment form from your local council or any electoral office.

George Town Council

Vacancies 4 Councillors, Mayor & Deputy Mayor
Returning Officer Mr Joseph Brevin
Australian Electoral Commission
87 George Street (PO Box 712) Launceston 7250
Phone 6334 2200 Fax 6334 2725
Electoral Officer Ms Ngairi McCrindle, George Town Council, 16-18 Anne Street George Town 7253

Glamorgan-Spring Bay Council

Vacancies 5 Councillors, Mayor & Deputy Mayor
Electoral Poll An electoral poll will be conducted in conjunction with this election. Electors will be asked to answer 'yes' or 'no' to the following question—
Do you support changing the name of the Glamorgan-Spring Bay municipal area to the Freycinet municipal area?

Returning Officer Mr Peter Weldon
Australian Electoral Commission
8th floor AMP Building 86 Collins Street
(GPO Box 1098) Hobart 7001
Phone 6235 0520 Fax 6234 9538
Electoral Officer Mr Doug Strohhfeld, Glamorgan-Spring Bay Council, Vicary Street Triabunna 7190

Glenorchy City Council

Vacancies 6 Councillors (Aldermen)
Mayor & Deputy Mayor
Returning Officer Mr Peter Weldon
Australian Electoral Commission
8th floor AMP Building 86 Collins Street
(GPO Box 1098) Hobart 7001
Phone 6235 0520 Fax 6234 9538
Electoral Officer Mr Rod Ellston
Glenorchy City Council, 374 Main Road
Glenorchy 7010

Hobart City Council

Vacancies 6 Councillors (Aldermen)
Lord Mayor & Deputy Lord Mayor
Returning Officer Mr Graham Hyde
Australian Electoral Commission
Ground floor AMP Building 86 Collins Street
(GPO Box 1335) Hobart 7001
Phone 6235 0552 Fax 6234 8227
Electoral Officer Mr Nicholas Heath
Hobart City Council, Town Hall
Macquarie Street Hobart 7001

Huon Valley Council

Vacancies 5 Councillors, Mayor & Deputy Mayor
Returning Officer Ms Maree Ward
Australian Electoral Commission
Ground floor AMP Building 86 Collins Street
(GPO Box 1556) Hobart 7001
Phone 6235 0562 Fax 6231 3575
Electoral Officer Mr Matthew Grimsey, Huon Valley Council, 40 Main Street Huonville 7109

Kentish Council

Vacancies 6 Councillors*, Mayor & Deputy Mayor
Returning Officer Mr Stephen Ferris
Australian Electoral Commission
87 George Street (PO Box 123) Launceston 7250
Phone 6334 2600 Fax 6334 2725
Electoral Officer Mrs Christine Fraser, Kentish Council
High Street Sheffield 7306

Kingborough Council

Vacancies 6 Councillors, Mayor & Deputy Mayor
Returning Officer Ms Maree Ward
Australian Electoral Commission
Ground floor AMP Building 86 Collins Street
(GPO Box 1556) Hobart 7001
Phone 6235 0562 Fax 6231 3575
Electoral Officer Mr Rod Palethorpe, Kingborough Council, 15 Channel Highway Kingston 7050

King Island Council

Vacancies 7 Councillors*, Mayor & Deputy Mayor
Returning Officer Mr Julian Type
Australian Electoral Commission
1st floor Harris Building 49 Cattley Street
(PO Box 468) Burnie 7320
Phone 6431 6188 Fax 6431 2457
Electoral Officer Mr Jamie Synnott, King Island Council, George Street Currie King Island 7256

Latrobe Council

Vacancies 4 Councillors, Mayor & Deputy Mayor
Returning Officer Mr Julian Type
Australian Electoral Commission
1st floor Harris Building 49 Cattley Street
(PO Box 468) Burnie 7320
Phone 6431 6188 Fax 6431 2457
Electoral Officer Ms Janette Febey, Latrobe Council
170 Gilbert Street Latrobe 7307

Launceston City Council

Vacancies 6 Councillors (Aldermen)
Mayor & Deputy Mayor
Returning Officer Mr Joseph Brevin
Australian Electoral Commission
87 George Street (PO Box 712) Launceston 7250
Phone 6334 2200 Fax 6334 2725
Electoral Officer Mr Martin Reynolds
Launceston City Council, Town Hall
St John Street Launceston 7250

Meander Valley Council

Vacancies 5 Councillors, Mayor & Deputy Mayor
Returning Officer Mr Stephen Ferris
Australian Electoral Commission
87 George Street (PO Box 123) Launceston 7250
Phone 6334 2600 Fax 6334 2725
Electoral Officer Mr David Pyke, Meander Valley Council, 26 Lyall Street Westbury 7303

Northern Midlands Council

Vacancies 5 Councillors, Mayor & Deputy Mayor
Returning Officer Mr Stephen Ferris
Australian Electoral Commission
87 George Street (PO Box 123) Launceston 7250
Phone 6334 2600 Fax 6334 2725
Electoral Officer Mr Lindsay Harwood
Northern Midlands Council, 13 Smith Street
Longford 7301

Sorell Council

Vacancies 5 Councillors*, Mayor & Deputy Mayor
Returning Officer Mr Graham Hyde
Australian Electoral Commission
Ground floor AMP Building 86 Collins Street
(GPO Box 1335) Hobart 7001
Phone 6235 0552 Fax 6234 8227
Electoral Officer Ms Tori Wright, Sorell Council
12 Somerville Street Sorell 7172

Southern Midlands Council

Vacancies 6 Councillors*, Mayor & Deputy Mayor
Returning Officer Mr Peter Weldon
Australian Electoral Commission
8th floor AMP Building 86 Collins Street
(GPO Box 1098) Hobart 7001
Phone 6235 0520 Fax 6234 9538
Electoral Officer Ms Melinda Foster
Southern Midlands Council
71 High Street Outlands 7120

Tasman Council

Vacancies 4 Councillors, Mayor & Deputy Mayor
Returning Officer Ms Maree Ward
Australian Electoral Commission
Ground floor AMP Building 86 Collins Street
(GPO Box 1556) Hobart 7001
Phone 6235 0562 Fax 6231 3575
Electoral Officer Mr Greg Burgess, Tasman Council
Main Road Nubeena 7184

Waratah-Wynyard Council

Vacancies 5 Councillors, Mayor & Deputy Mayor
Returning Officer Mr Julian Type
Australian Electoral Commission
1st floor Harris Building 49 Cattley Street
(PO Box 468) Burnie 7320
Phone 6431 6188 Fax 6431 2457
Electoral Officer Mr John Stretton
Waratah-Wynyard Council, 21 Saunders Street
Wynyard 7325

West Coast Council

Vacancies 5 Councillors, Mayor & Deputy Mayor
Returning Officer Mr Julian Type
Australian Electoral Commission
1st floor Harris Building 49 Cattley Street
(PO Box 468) Burnie 7320
Phone 6431 6188 Fax 6431 2457
Electoral Officer Mr Andrew Wardlaw, West Coast Council, 100 Main Street Zeehan 7469

West Tamar Council

Vacancies 5 Councillors*, Mayor & Deputy Mayor
Returning Officer Mr Stephen Ferris
Australian Electoral Commission
87 George Street (PO Box 123) Launceston 7250
Phone 6334 2600 Fax 6334 2725
Electoral Officer Mr Graeme Stagg, West Tamar Council
West Street Beaconsfield 7270

David Farrell
CHIEF ELECTORAL OFFICER
16 September 2000

Support the Locals.

Level 2 Telstra Centre 70 Collins Street (GPO Box 300) Hobart TAS 7001 Freecall 1 800 801 701
Phone 03 6233 2000 Fax 03 6224 0217 ballot.box@electoral.tas.gov.au www.electoral.tas.gov.au

2000 LOCAL GOVERNMENT ELECTIONS

The candidates.

Break O'Day Council

Enrolment — 5 179

5 COUNCILLORS — 11 candidates
 BANTICK, Wendy Janine St Marys
 DALY, W J (Bill) St Helens
 GILES, Frank Scamander
 HOLDER, Henry Burbury Pingal
 LE FEVRE, John St Helens
 MCGIVERON, John Charles St Marys
 MANSKEY, Debra Germantown
 RUBENACH, Hannah St Marys
 SALTER, Stephen Gordon St Marys
 TUCKER, John William Binalong Bay
 WILLIAMS, Carol Binalong Bay

MAYOR — 4 candidates

LE FEVRE, John St Helens
 LEGGE, Robert William St Marys
 MANSKEY, Debra Germantown
 SALTER, Stephen Gordon St Marys

DEPUTY MAYOR — no ballot required

OSBORNE, Margaret St Helens

Returning Officer Mr Stephen Ferris

Australian Electoral Commission
 87 George Street (PO Box 123) Launceston 7250
 Phone 6334 2600 Fax 6334 2725

Issuing place

Break O'Day Council Offices
 Georges Bay Esplanade St Helens

Brighton Council

Enrolment — 7 920

5 COUNCILLORS — 8 candidates
 DePAOLI, Matt Brighton
 FITZPATRICK, Cris Gagebrook
 FOSTER, Tony Pontville
 GARLICK, Wayne Bridgewater
 JEFFRIES, Ted Brighton
 MOWLING, Frances Dromedary
 OWEN, Philip Old Beach
 ROLPH, David Bridgewater

MAYOR — no ballot required

FOSTER, Tony Pontville

DEPUTY MAYOR — 2 candidates

JEFFRIES, Ted Brighton
 OWEN, Philip Old Beach

Returning Officer Mr Graham Hyde

Australian Electoral Commission
 Ground floor AMP Building 86 Collins Street
 (GPO Box 1335) Hobart 7001
 Phone 6235 0552 Fax 6234 8227

Issuing place

Brighton Council offices, Tivoli Road Gagebrook

Burnie City Council

Enrolment — 13 377

7 COUNCILLORS (Aldermen)* — 18 candidates
 ALTIMIRA, Jim Upper Natone
 BLACKLOW, Bob Stowport
 BLIZZARD, Jan Upper Burnie
 COHEN, Greg Highclere
 DUNHAM, Grant Hillcrest
 DYKE, Geoffrey Romaine
 EDNEY, Darrell Upper Natone
 ELPHINSTONE, Ross L Natone
 FRENCH, Sandra Mooreville
 GAY, Tim Upper Burnie
 GREEN, Stephen Stowport
 HAINSWORTH, Tony Round Hill
 HARDSTAFF, Neil Acton
 JACOBS, Geoff Parklands
 KELLY, John Upper Natone
 RYAN, Malcolm East Cam
 SAMEC, Sam Ocean Vista
 WALKER, Steve Natone

MAYOR — 4 candidates

ALTIMIRA, Jim Upper Natone
 BOYD, Abwyn Montello
 FRENCH, Sandra Mooreville
 SAMEC, Sam Ocean Vista

DEPUTY MAYOR — 2 candidates

WHITELEY, Brett Park Grove
 WINTER, Colin Park Grove

Returning Officer Mr Julian Type

Australian Electoral Commission
 1st floor Harris Building 49 Cattley Street
 (PO Box 468) Burnie 7320
 Phone 6431 6188 Fax 6431 2457

Issuing place

Burnie City Council City Offices
 80 Wilson Street Burnie

Elections are being held to fill vacancies in all 29 municipal areas, as shown in this notice. Councils have vacancies for half their councillor positions. Where councils also have casual vacancies to be filled at these elections, each additional vacancy is indicated by an asterisk (*). 'No ballot required' is shown where the number of candidates is equal to the number of vacancies.

The candidates for each council are listed in this notice.

Candidates are listed here in alphabetical order. Candidate names on ballot papers may not be in this order. Names will be rotated on ballot papers for councillor positions, but not rotated on mayoral and deputy mayoral ballot papers. Draws have determined the order of names on mayoral and deputy mayoral ballot papers, and on the first rotation of councillor ballot papers.

NOTE If a candidate for the position of mayor or deputy mayor is also contesting a councillor position at these elections, he or she may not accept the position of mayor or deputy mayor unless also elected as a councillor.



Central Coast Council

Enrolment — 14 866

6 COUNCILLORS — 10 candidates

BARKER, Warren Penguin
 COOPER, Rodney Ulverstone
 DOWNIE, Mike Penguin
 GILLING, Lesley North Motton
 McKENNA, Terry Penguin
 MARSHALL, Beryl Ulverstone
 PAICE, Jon Ulverstone
 STUART, Terry Ulverstone
 THOMPSON, Gavin North Motton
 VANDERFEEN, Andrew Ulverstone

MAYOR — no ballot required

DOWNIE, Mike Penguin

DEPUTY MAYOR — 4 candidates

COOPER, Rodney Ulverstone
 HAINES, Ken Ulverstone
 ROBERTSON, Brian Penguin
 VANDERFEEN, Andrew Ulverstone

Returning Officer Mr Julian Type

Australian Electoral Commission
 1st floor Harris Building 49 Cattley Street
 (PO Box 468) Burnie 7320
 Phone 6431 6188 Fax 6431 2457

Issuing places

Central Coast Admin Centre
 19 King Edward Street Ulverstone
 Service Centre 78 Main Road Penguin
 (Wednesday to Friday only)

Central Highlands Council

Enrolment — 2 548

5 COUNCILLORS — 6 candidates

BOWDEN, Richard Bothwell
 MONKS, Janet Bothwell
 MOODY, Anne Miena
 SHOOBRIDGE, John Rupert Ouse
 SMITHURST, Terry Ellendale
 TOMLIN, Nigel Ellendale

MAYOR — no ballot required

PARSONS, Geoff Gretna

DEPUTY MAYOR — no ballot required

BOWDEN, Richard Bothwell

Returning Officer Mr Peter Weldon

Australian Electoral Commission
 8th floor AMP Building 86 Collins Street
 (GPO Box 1098) Hobart 7001
 Phone 6235 0522 Fax 6234 9538

Issuing place

Central Highlands Council Offices
 Tarleton Street Hamilton

Circular Head Council

Enrolment — 5 482

4 COUNCILLORS — 6 candidates

BUCKBY, Michael West Montagu
 CHARLES, Bernard John Mawbanna
 HANSON, Ruth Smithton
 QUILLIAM, Daryl H Smithton
 WALTERS, Sharalyn Smithton
 WELLS, Graham Stanley

MAYOR — 2 candidates

CHARLES, Bernard Mawbanna
 HINE, Ross Marrawah

DEPUTY MAYOR — 4 candidates

OLDAKER, John Togari
 QUILLIAM, Daryl H Smithton
 SMITH, James Stanley
 WELDON, Michael Nabageena

Returning Officer Mr Julian Type

Australian Electoral Commission
 1st floor Harris Building 49 Cattley Street
 (PO Box 468) Burnie 7320
 Phone 6431 6188 Fax 6431 2457

Issuing place

Circular Head Council Offices
 33 Goldie Street Smithton

Clarence City Council

Enrolment — 35 196

6 COUNCILLORS (Aldermen) — 12 candidates

BLOMELEY, Brendan Geilston Bay
 CAMPBELL, Jock Sandford
 CHIPMAN, Doug Bellerville
 EDDINGTON, David W Richmond
 EVANS, Beverley Lenah Valley
 EVANS, Rodney Richmond
 JACKSON, David Bellerville
 Le SAGE, Lance Bellerville
 McMANUS, Martin Lindisfarne
 PEART, Kim Bellerville
 RYAN, Bill Cambridge
 SUMMERS, Greg Seven Mile Beach

MAYOR — 2 candidates

EDWARDS, Cathy Cambridge
 JAMES, Richard Henry Lindisfarne

DEPUTY MAYOR — 3 candidates

CAMPBELL, Jock Sandford
 DOUST, Doug Cambridge
 WILSON, Deidre Richmond

Returning Officer Ms Maree Ward

Australian Electoral Commission
 Ground floor AMP Building 86 Collins Street
 (GPO Box 1556) Hobart 7001
 Phone 6235 0562 Fax 6231 3575

Issuing place

Clarence City Council Chambers
 38 Bligh Street Rosny Park

Derwent Valley Council

Enrolment — 6 447

5 COUNCILLORS* — 12 candidates

BEAN, Ivan New Norfolk
 BLACKWELL, Leonard New Norfolk
 CANNAN, John New Norfolk
 COWLEY, Dane Lachlan
 CRAW, Hilary New Norfolk
 GOSS, Geoffrey (Joe) New Norfolk
 KOOY, Dirk New Norfolk
 LATHEY, Barry New Norfolk
 MURRAY, Pat New Norfolk
 NICHOLSON, Tony Lachlan
 PARKER, Richard Lachlan
 STRONG, Adam New Norfolk

MAYOR — no ballot required

CRACKNELL, Nick Granton

DEPUTY MAYOR — 4 candidates

BROMFIELD, Judy New Norfolk
 NICHOLSON, Tony Lachlan
 PARKER, Richard Lachlan
 WILLIAMS, Ray New Norfolk

Returning Officer Mr Graham Hyde

Australian Electoral Commission
 Ground floor AMP Building 86 Collins Street
 (GPO Box 1335) Hobart 7001
 Phone 6235 0552 Fax 6234 8227

Issuing place

Derwent Valley Council Offices
 Circle Street New Norfolk

Devonport City Council

Enrolment — 17 371

6 COUNCILLORS (Aldermen) — 11 candidates

BERWICK, Kerry Devonport
 BOYLES, Max Devonport
 COLE, Brian (Snapper) South Spreyton
 GILL, Marie Patricia East Devonport
 HILL, Maurice W Devonport
 HOLLISTER, Peter Shearwater
 MARSHALL, R J (Bob) Devonport
 MATTHEWS, Jeff Spreyton
 MILBURN, Graeme Devonport
 WEEKS, Kate Devonport
 WILSON, Bill Devonport

MAYOR — no ballot required

BINKS, Mary Devonport

DEPUTY MAYOR — 3 candidates

BYRNE, Clarie Devonport
 GOODWIN, Grant East Devonport
 HOLLISTER, Peter Shearwater

Returning Officer Mr David Sales

Devonport City Council
 44-48 Best Street (PO Box 604) Devonport 7310
 Phone 6424 0511 Fax 6424 9649

Issuing place

Devonport City Council Chambers
 off Fenton Way Devonport

Dorset Council

Enrolment — 5 405

6 COUNCILLORS* — 9 candidates

HALL, Max Scottsdale
 LAMROCK, Bruce Scottsdale
 McLENNAN, Peter Scottsdale
 McLENNAN, Roger M Bridport
 MARTIN, Sheryl Yvonne Jetsonville
 PARTRIDGE, Peter William Scottsdale
 SMITH, Robert C Derby
 THORNE, Yvonne R Derby
 WATTS, Adrian Nabowla

MAYOR — no ballot required

THORNE, Yvonne R Derby

DEPUTY MAYOR — 3 candidates

PARTRIDGE, Peter William Scottsdale
 RATTRAY-WAGNER, Tania Scottsdale
 RICE, Ron Bridport

Returning Officer Mr Joseph Brewin

Australian Electoral Commission
 87 George Street (PO Box 712) Launceston 7250
 Phone 6334 2200 Fax 6334 2725

Issuing place

Dorset Council Offices 3 Ellenor Street Scottsdale



2000 LOCAL GOVERNMENT ELECTIONS

Certificates of election.

The 'Certificates of Election' below are published in accordance with section 304(2) of the *Local Government Act 1993*. Postal voting for the 2000 Local Government Elections closed at 10am on Tuesday 31 October 2000.

The Returning Officers appointed for the 29 Councils shown have declared the candidates listed as elected to the office of Councillor, Lord Mayor, Mayor,

Deputy Lord Mayor and Deputy Mayor respectively. Councillors are listed in the order of their election.

Councillors are elected for a period of 4 years, unless shown with an asterisk (*) to indicate that they have been elected to fill a casual vacancy for a period of 2 years. Mayors and Deputy Mayors are elected for a period of 2 years.

Break O'Day Council

5 Councillors
Stephen Gordon SALTER
W J (Bill) DALY
John LE FEVRE
John Charles MCGIVERON
Henry Burbury HOLDER
Mayor Stephen Gordon SALTER
Deputy Mayor Margaret OSBORNE
Returning Officer
Stephen Ferris - 2 November 2000

Brighton Council

5 Councillors
Tony FOSTER
Ted JEFFRIES
Philip OWEN
Cris FITZPATRICK
Matt DePAOLI
Mayor Tony FOSTER
Deputy Mayor Ted JEFFRIES
Returning Officer
Graham Hyde - 2 November 2000

Burnie City Council

7 Councillors (Aldermen)
Jan BLIZZARD
Jim ALTIMIRA
Sandra FRENCH
Sam SAMEC
Ross L ELPHINSTONE
Bob BLACKLOW
Stephen GREEN*
Mayor Alwyn BOYD
Deputy Mayor Colin WINTER
Returning Officer
Julian Type - 2 November 2000

Central Coast Council

6 Councillors
Mike DOWNIE
Rodney COOPER
Andrew VANDERFEEN
Warren BARKER
Beryl MARSHALL
Terry MCKENNA
Mayor Mike DOWNIE
Deputy Mayor Brian ROBERTSON
Returning Officer
Julian Type - 2 November 2000

Central Highlands Council

5 Councillors
Richard BOWDEN
John Rupert SHOOBRIDGE
Anne MOODY
Janet MONKS
Nigel TOMLIN
Mayor Geoff PARSONS
Deputy Mayor Richard BOWDEN
Returning Officer
Peter Weldon - 2 November 2000

Circular Head Council

4 Councillors
Michael BUCKBY
Graham WELLS
Daryl H QUILLIAM
Bernard John CHARLES
Mayor Ross HINE
Deputy Mayor Daryl H QUILLIAM
Returning Officer
Julian Type - 2 November 2000

Clarence City Council

6 Councillors (Aldermen)
Jock CAMPBELL
Martin McMANUS
Doug CHIPMAN
Bill RYAN
Beverley EVANS
Brendan BLOMELEY
Mayor Cathy EDWARDS
Deputy Mayor Jock CAMPBELL
Returning Officer
Maree Ward - 3 November 2000

Derwent Valley Council

5 Councillors
Hilary CRAW
Barry LATHEY
Tony NICHOLSON
Richard PARKER
Leonard BLACKWELL*
Mayor Nick CRACKNELL
Deputy Mayor Tony NICHOLSON
Returning Officer
Graham Hyde - 2 November 2000

Devonport City Council

6 Councillors (Aldermen)
Peter HOLLISTER
Kerry BERWICK
Graeme MILBURN
Jeff MATTHEWS
Brian (Snapper) COLE
Marie Patricia GILL
Mayor Mary BINKS
Deputy Mayor Peter HOLLISTER
Returning Officer
David Sales - 2 November 2000

Dorset Council

6 Councillors
Yvonne R THORNE
Peter William PARTRIDGE
Max HALL
Peter McLENNAN
Roger M McLENNAN
Robert C SMITH*
Mayor Yvonne R THORNE
Deputy Mayor
Peter William PARTRIDGE
Returning Officer
Joseph Brewin - 3 November 2000

Flinders Council

3 Councillors
Carol D COX
Stephen MASON
Terence George KLUG
Mayor Lynn MASON
Deputy Mayor Stephen MASON
Returning Officer
Lee Connors - 1 November 2000

George Town Council

4 Councillors
June SMITH
Bob WALLACE
Stephen Norman GEALE
Don MACKRILL
Mayor Lawrence ARCHER
Deputy Mayor Doug BURT
Returning Officer
Joseph Brewin - 3 November 2000

Glamorgan-Spring Bay Council

5 Councillors
E A (Bill) BAILEY
Russell CLARK
Craig JOHNSTON
Chris HOLLOWAY
Peter MOREY
Mayor Cheryl ARNOL
Deputy Mayor Craig JOHNSTON
Elector Poll
Electors were asked to answer 'YES' or 'NO' to this question.
Do you support changing the name of the Glamorgan-Spring Bay municipal area to the Freycinet municipal area?
Formal votes received were
YES 755 32.87%
NO 1 542 67.13%
Returning Officer
Peter Weldon - 2 November 2000

Glenorchy City Council

6 Councillors (Aldermen)
Stuart SLADE
Peter RIDLER
Jim MANSON
Steve MAV
Mary GUY
Jacquie MAGINNIS
Mayor Terry MARTIN
Deputy Mayor Stuart SLADE
Returning Officer
Peter Weldon - 3 November 2000

Hobart City Council

6 Councillors (Aldermen)
Rob VALENTINE
John FREEMAN
Marti ZUCCO
Darlene HAIGH
Peter SEXTON
Patsy JONES
Lord Mayor Rob VALENTINE
Deputy Lord Mayor Pru BONHAM
Returning Officer
Graham Hyde - 2 November 2000

Huon Valley Council

5 Councillors
Greg NORRIS
Scott McKIBBEN
Mary O'DOHERTY
Laurie DILLON
Peter COAD
Mayor Greg NORRIS
Deputy Mayor Robert ARMSTRONG
Returning Officer
Maree Ward - 3 November 2000

Kentish Council

6 Councillors
Mike HABERLE
Cheryl JONES
Terry HUGHES
Robert BINNY
Annie WILLOCK
Sam RALPH*
Mayor Kerry HARREX
Deputy Mayor Robert BINNY
Returning Officer
Stephen Ferris - 2 November 2000

Kingborough Council

6 Councillors
Steve WASS
Simon BAPTIST
Graham BURY
Paul CHATTERTON
Beth BARTLETT
David GRACE
Mayor Donald HAZELL
Deputy Mayor Steve WASS
Returning Officer
Maree Ward - 3 November 2000

King Island Council

7 Councillors
David BREWSTER
Greg BARRATT
Vernon PHILBEY
Charles Stuart ARNOLD
Judith PAYNE
Stephanie GRAHAM*
Peter YUOY*
Mayor David BREWSTER
Deputy Mayor Judith PAYNE
Returning Officer
Julian Type - 2 November 2000

Latrobe Council

4 Councillors
Robert W (Bert) CAMPBELL
Rob BEVERIDGE
John HUGHES
Des THORNE
Mayor Robert W (Bert) CAMPBELL
Deputy Mayor Rick ROCKLIFF
Returning Officer
Julian Type - 2 November 2000

Launceston City Council

6 Councillors (Aldermen)
Graeme BEAMS
Robin McKENDRICK
Ray SHIPP
Janie DICKENSON
Joan WALTERS
Ian ROUTLEY
Mayor John LEES
Deputy Mayor Annette WADDLE
Returning Officer
Joseph Brewin - 3 November 2000

Meander Valley Council

5 Councillors
Greg HALL
Bob LOONE
Pat FROST
Ray JOHNSTONE
Bob RICHARDSON
Mayor Greg HALL
Deputy Mayor Ray JOHNSTONE
Returning Officer
Stephen Ferris - 2 November 2000

Northern Midlands Council

5 Councillors
David DOWNIE
David CHUGG
Marie BARNES
Len PITT
Rae Elizabeth GREEN
Mayor Kim POLLEY
Deputy Mayor Don McSHANE
Returning Officer
Stephen Ferris - 2 November 2000

Sorell Council

5 Councillors
Carmel TORENIUS
Kerry DEGRASSI
Jack RHEINBERGER
Mike PURDON
Tony McDERMOTT*
Mayor Carmel TORENIUS
Deputy Mayor Graeme EVANS
Returning Officer
Graham Hyde - 2 November 2000

Southern Midlands Council

6 Councillors
Colin H HOWLETT
Tony BISDEE
Des MANNING
Patrick TANKARD
Marie CONNORS
Deborah ANDERSON*
Mayor Colin H HOWLETT
Deputy Mayor Helen SCOTT
Returning Officer
Peter Weldon - 2 November 2000

Tasman Council

4 Councillors
Roger SELF
Bruce Raymond WIGGINS
Dennis MANSFIELD
Keith HEYWARD
Mayor Neil NOYE
Deputy Mayor Peter J WILSON
Returning Officer
Maree Ward - 3 November 2000

Waratah-Wynyard Council

5 Councillors
Malcolm Ian FENTON
David MOORE
W A (Bill) FRENCH
Darren FAIRBROTHER
Denise Jane RUSHWORTH
Mayor Roger G CHALK
Deputy Mayor Kevin HYLAND
Returning Officer
Julian Type - 2 November 2000

West Coast Council

5 Councillors
Anne DRAKE
Murray D WALLER
Peter REID
Brian GARDINER
Ted VICKERS
Mayor Darryl GERRITY
Deputy Mayor Glenda STEBBINGS
Returning Officer
Julian Type - 2 November 2000

West Tamar Council

5 Councillors
Max BURR
Peter KEARNEY
Peter DODDY
Laurie LEAVER
Christine GREY*
Mayor Barry Maxwell EASTHER
Deputy Mayor Peter KEARNEY
Returning Officer
Stephen Ferris - 2 November 2000

David Farrell
CHIEF ELECTORAL OFFICER
8 November 2000

Support the Locals.

Level 2 Telstra Centre 70 Collins Street (GPO Box 300) Hobart Tasmania 7001
Freecall 1800 801 701 Phone 03 6233 2000 Fax 03 6224 0217



2000 LOCAL GOVERNMENT ELECTIONS

Candidate nominations closing soon

Nominations are invited for elections being held in all 29 municipal areas, as detailed in the Notice of Election which appeared in this paper on Saturday 16 September.

**Nominations must be received by 12 noon
Wednesday 4 October 2000**

The announcement of candidates nominated and the draw for ballot paper positions will be held at noon on the day after nominations close.

Voting is by post

Electoral rolls have closed. All electors will automatically receive a postal ballot pack in their letter box from Tuesday 17 to Friday 20 October. They should vote and return it straight away. It won't even cost a stamp.

Queries?

If you have any queries about these elections, please contact your local council or the Tasmanian Electoral Office—freecall 1800 801 701.

We'll be pleased to help you. It's easy to vote in the Local Government Elections.

Support the Locals

Level 2 Telstra Centre 70 Collins Street (GPO Box 300) Hobart Tasmania 7001
Freecall 1 800 801 701 Phone 03 6233 2000 Fax 6224 0217
www.electoral.tas.gov.au ballot.box@electoral.tas.gov.au



2000 LOCAL GOVERNMENT ELECTIONS



Time's running out!

Don't let your time run out.

Complete and post your postal vote right away.

*If your ballot pack hasn't arrived –
Freecall 1 800 801 701. We'll be pleased to help.*

Support the Locals

Level 2 Telstra Centre 70 Collins Street (GPO Box 300) Hobart TAS 7001
Freecall 1 800 801 701 Phone 03 6233 2000 Fax 03 6224 0217
ballot.box@electoral.tas.gov.au www.electoral.tas.gov.au



2000 LOCAL GOVERNMENT ELECTIONS



Time's running out!

Get your skates on!

Don't delay make sure your postal vote counts.

*If your ballot pack hasn't arrived –
Freecall 1 800 801 701.*

Support the Locals

Level 2 Telstra Centre 70 Collins Street (GPO Box 300) Hobart TAS 7001
Freecall 1 800 801 701 Phone 03 6233 2000 Fax 03 6224 0217
ballot.box@electoral.tas.gov.au www.electoral.tas.gov.au



2000 LOCAL GOVERNMENT ELECTIONS



Time's running out!

Run for the post box...

and post your vote today.
Queries? Freecall 1 800 801 701

Support the Locals

Level 2 Telstra Centre 70 Collins Street (GPO Box 300) Hobart TAS 7001
Freecall 1 800 801 701 Phone 03 6233 2000 Fax 03 6224 0217
ballot.box@electoral.tas.gov.au www.electoral.tas.gov.au



2000 LOCAL GOVERNMENT ELECTIONS



You'd better get a wriggle on!

Your time is almost up.
Post your vote today.
Queries? Freecall 1 800 801 701
Support the Locals

Level 2 Telstra Centre 70 Collins Street (GPO Box 300) Hobart TAS 7001
Freecall 1 800 801 701 Phone 03 6233 2000 Fax 03 6224 0217
ballot.box@electoral.tas.gov.au www.electoral.tas.gov.au



2000 LOCAL GOVERNMENT ELECTIONS



Be sure to vote this weekend.

Post your vote now.
Polling closes 10am this Tuesday.
Queries? Freecall 1 800 801 701
Support the Locals

Level 2 Telstra Centre 70 Collins Street (GPO Box 300) Hobart TAS 7001
Freecall 1 800 801 701 Phone 03 6233 2000 Fax 03 6224 0217
ballot.box@electoral.tas.gov.au www.electoral.tas.gov.au



2000 LOCAL GOVERNMENT ELECTIONS



Your time's almost up!

Post your vote by 6 pm* today.
*Mail clearance time may be earlier in non-metro areas.
If you miss out, take it to your council or electoral office by 10am tomorrow.
Queries? Freecall 1 800 801 701
Support the Locals

Level 2 Telstra Centre 70 Collins Street (GPO Box 300) Hobart TAS 7001
Freecall 1 800 801 701 Phone 03 6233 2000 Fax 03 6224 0217
ballot.box@electoral.tas.gov.au www.electoral.tas.gov.au



2000 LOCAL GOVERNMENT ELECTIONS



Don't post your vote!

But, you've one last chance to vote.
You can take it to your council or electoral office by 10am today.
Queries? Freecall 1 800 801 701
Support the Locals

Level 2 Telstra Centre 70 Collins Street (GPO Box 300) Hobart TAS 7001
Freecall 1 800 801 701 Phone 03 6233 2000 Fax 03 6224 0217
ballot.box@electoral.tas.gov.au www.electoral.tas.gov.au